Thompson's Compleat Collection of 200 Favourite Country Dances for the
at Court Bath Tunbridge & all Publick Assemblies with proper Figures or Figures
to Each tune Set for the Violin German flute & Hautboy Price 3/6.

Printed for Charles and Samuel Thompsons, in St Pauls Church Yard
Where may be had the Yearly Dances & Minuets.

An Alphabetical Table of all the DANCES contain'd in this VOLUME

A

A Trip to Harrowgate - - 19
All Hands high - - - - - - 46
Admiral Rodneys Delight - 62
A Trip to Carlisle - - - - - 63
A Trip to Germany - - - - 76
A Trip to Plymouth - - - - 89
A Trip from Stade - - - - - 111
All in the wrong - - - - - - 116
A Trip to Guadalupe - - - 131
A Trip to Martinico - - - 133
A Trip to Richmond - - - 164
America - - - - - - - - - - - 189
A Trip to Quebec - - - - - 197

B

Bowyers Maggot - - - - - - 10
[illegible]'s Maggot - - - - - 25
[illegible]'s Whim - - - - - - 32
Brittanias Promise - - - - 45
Betty Thorowgoods Delight 61
Boscowins Frolick - - - - - 75
Bonny Kitty - - - - - - - - 109
Butterd Pease - - - - - - - 171
Black Joke - - - - - - - - - 187

C

Canterbury Revell - - - - - 5
Come if you can - - - - - - 7
Comical Corner - - - - - - 11
Commodore Howes Ramble 28
Chloes Dream - - - - - - - 43
Capn Cummins Ramble - - 54
Chuse D: Amour or Lovers Hunt - - - - - - - - - - - 56
Cross the Water - - - - - 126
Capn Reeds Delight - - - 165
Cheshire Rounds - - - - - 190
Charming Kitty - - - - - - 196

D

Dick Grimsted - - - - - - 52
Dance for Ever - - - - - - 79
Don Pedro - - - - - - - - 83
Dick the Welch Man - - - 94
Drops of Brandy - - - - 175
Dainty Davy - - - - - - 183
Dusty Miller - - - - - - - 186

E

Easter Holy Days - - - - 58
Elizabeth Canning - - - 65
Edinburgh Frolick - - - 169

F

Free Brittons - - - - - 119
Fanny the fair 122

G

General Blakeney - - - [illegible]
Gunersbury House - - - - 60
General Elliots Delight - 88
Governor Littletons Delight 90
Granbys Jigg - - - - - - 130

H

Hessian Dance - - - - - - - 4
Heywood Wake - - - - - - 18
Hum the Hummer - - - - - 78
Honest Will - - - - - - - 95
Hey for Honesty - - - - 170
Hey to the Camp - - - - 184
Honest Temples Jigg - - 194

I

Jakie Stewarts Reel - - - 17
In the Moors among the Heather - - - - - - - - - - 21
J[illegible] of the Green 23
[illegible] - - - [illegible]

Jack Graces Front ---- 39
Jonny cock thy Beaver - 179
Jonas Placket ------ 182
Irish Vauxhall ----- 199

K

Kitty Fisher -------- 57
Knocking and Scratching 141

L

Lubbers Hole or Tower Lane 15
Lyon's Fancy --------- 51
Lord Plymouths Frolick -- 87
Lincolnshire Ladds ---- 97
Lincolnshire Lasses ---- 98
Love in a Village ----- 148
Laugh and lay down --- 163
Lady Caroline Stanhopes
Birth Day -------- 198

M

Muzzle Hill -------- 33
Mount Edgcombe ------ 77
My Uncle Toby -------- 108
Monday Night -------- 160
Moll Peatley -------- 172
Miss Johnsons March -- 173
Moll Spicers Reel ----- 174
Mad Moll ---------- 188

N

Nannys Delight ------ 85
Nancy Dawsons Fancy - 104
Nothing New ------ 153
Neither here nor there 177
Nomans Jigg ------- 181

O

Old Nicks Lumber Room 29
One two three -------- 34
Out and in upon occasion 35

P

Pitts Fancy --------- 16
Pritty Kitty -------- 99
Portsmouth Rout ---- 123
Preston Guild ------ 132
Punchanello ------- 147
Prince Henrys Jigg --- 195

R

Rylands Humour ------ 49
Red Heath -------- 156
Roger of Coverly ----- 192

S

Sallys Taste ---------- 24
Stow Fair ---------- 27
Seymours Whim ------ 40
Skardens Humour ----- 92
Smiling Polly -------- 125
Strike the Colours ----- 136

T

The Tarter ---------- 1
The Stage Coach -------- 2
The Bookfellers Frolick --- 3
The Comet ---------- 6
The Guitar ---------- 8
The Mantua Makers Frolick - 9
The Maidens Choice ---- 12
Tattoo ---------- 13
Take a Dance ------- 14
The Beaver -------- 20
The Prussians Dance --- 22
The Comical Fancy ----- 26
The Prussian Camp ---- 30
The Drunken Blacksmith - 31
The Wheel of Life ----- 36
The Royal Midshipman -- 37
Tom Prick'its Favourite -- 38
The Quiver ---------- 41
The happy Cobler ------ 44
The Hour Glass -------- 47
The Miller and Collier --- 50
The Midnight Ramble --- 53
The Royal Volunteers --- 59
The Assize Assembly --- 61
The Militia Dance ----- 66

Turnham Green Frolick---67
The little Man and Maid---68
The Moated Houſe-----69
The tit bit-----70
The Invitation-----72
The Marques of Granbys Rant 73
The Pruſsian Soldier---74
The Red Roſe-----80
The Threſhers-----81
The Way to keep him----82
The Wanton Widow-----84
The happy Night-----86
The new Whim-----93
The Jovial Dancers-----96
The Flirtation-----100
Triſtram Shandy-----101
The Month of Auguſt--102
The Royal Charlotte---103
Thomas and Sally-----105
The Old Maid-----106
The Jolly Mortals-----107
The Coronation-----110
The Wedding Day-----113
The Jolly Night-----114
The Merry Weaver----117
The Lawyers Whim---118
The Duke of York----120
The White Horſe----121
The two Legged Dropſy 124
The Prince of Wales--127
The True Briton-----128
The Prince of Mecklenburgs Jigg-----129
The Mole Catcher----134
The Queens Houſe----135
Two and two-----137
The Jobs done-----138
The Miſers Jewel-----139
The Harveſt is in-----140
The Hermione-----142
The Royal Cradle-----143
The Queens Mule-----144
The Figure 3-----145
The Delight of Sudbury 146
Trip to Lincoln-----149
The happy Pair-----150
Twenty fifth of May---152
The Retreat-----154
The Honey Pot-----155
The Dunſtable Bonnet-157
The Month of March--158
The Review or Belliſle M.ch 159
The Rioters-----161
The young Prince----162
The Mayor of Garrett--166
The Buſy Body-----167
The Merry Pair-----168
The Ladds of Dunce---178
The Baulk-----180
The Deels Dead-----185
The Drouth-----191
Tom Jones-----200

U

Under the Blanketts----48

W

Wedneſday Night-----42
Will this pleaſe ye-----71
Williams Delight-----91
We'll all be Married----112
We'll Dance all Night--115
Windſor Foreſt-----193

Y

Young Roger-----196

The Tartar



Caſt off 2 Cu. ÷ & up again ÷ Croſs down 2 Cu ÷ Croſs up again ÷ Hunt round the 2d Cu twice ÷ lead down 2 Cu & caſt up ÷ Right & left at Top ÷

The Stage Coach



Three hands round to the 2d Wo. ÷ the ſame with the 2d Man ÷ gallop down & up again & caſt off ÷ Right and left at Top ÷

The Bookfeller's Frolick



Four hands acrofs ⁝ & back again ⁝ lead down 2 Cu & caft up ⁝ lead up and caft off ⁝ Foot contrary Corners & turn ⁝ lead out fides ⁝

Heffian Dance



First Man caft off and turn the 3d Wo: ⁝ first Wo. caft off and turn the 3d Man ⁝ lead thro' the Bottom and caft up lead thro' the top and caft off ⁝ Back to Back ⁝ Right and Left ⁝

Canterbury Revell



Foot a croſs & turn ÷ the ſame again ÷÷ croſs over & half figure ÷÷ Right & Left at top ÷÷

The Comet



Foot it 4 & Right & Left half round ÷ the ſame back again ÷÷ caſt off & turn your partner ÷÷ whole figure thro' the top Cu ÷÷

Come if you can



Turn Right hands & caſt off one Cu turn left hands & caſt off again lead to the top and caſt off lead thro the bottom & caſt up

The Guitar



Caſt off one Cu croſs over to the bottom Croſs up one Cu & lead thro the top 4 hands round at bottom Right and left at top

The Mantua Makers Frollick



Caſt off one Cu & croſs over to the bottom ∴ caſt up one Cu & croſs over to the top ∴ Lea to the bottom & caſt up ∴ lead thro the top and caſt off ∴ 4 hands round at bottom ∴ Right & left at top ∴

Boyers Maggot



First Cu caſt off & turn Partners ∴ 2d Cu do the ſame ∴ firſt Cu whole figure thro the 2d Cu ∴ Lead down & up & caſt off ∴

Comical Corner

11

Caſt off 2 Cu ÷ & up again ÷ Gallop down & up & Caſt off ÷ lead thro the bottom & caſt up ÷ hands acroſs at bottom ÷ & back again ÷ hands round at top ÷ Right & left at bottom ÷

The Maidens Choice

12

Foot acroſs & turn ÷ whole figure thro the 2d Cu ÷ Croſs over & turn half round ÷

Tattoo

13

Turn right hands & caſt off one Cu. beat time with your feet to the two laſt notes of the Tune ÷ the ſame up again ÷÷ croſs over & half figure & beat twice ÷÷ Right & left & beat twice ÷÷

Take a Dance

14

Firſt Cu lead thro the 2d Cu caſt up & turn partners ÷ 2d Cu lead thro the firſt Cu caſt off & turn partners ÷÷ croſs over & half figure ÷÷ Right & left ÷÷

Lubbers Hole or Tower Lane

15

Hands acrofs ⚊ back again ⚊ foot acrofs & turn ⚌ caft off one Cu & turn Partners ⚌ lead thro the top & caft off ⚌ caft off another Cu & turn ⚌ lead thro the top & caft off ⚌

Pitt's Fancy

16

Whole figure down & up again ⚊ crofs over 2 Cu ⚌ lead to top & caft off ⚌ foot contrary Corners & turn ⚌ lead out fides ⚌

Jakie Stewarts Reel

17

Caſt off 2 Cu ∴ & up again ∴ Lead down & up & caſt off ∴ lead thro the bottom & Caſt up ∴ foot corners & turn ═ Hey Contrary ſides & half turn ∴

Heywood Wake

18

Caſt off one Cu & turn Partners ∴ 4 hands round at bottom ∴ lead thro the top & caſt off ∴ Right & Left at top ∴

A Trip to Harowgate



Caſt off one Cu. the Man caſt off & the Wo. caſt up at the ſame time ∴ foot 3 & 3 a Breaſt up & down the Man caſt up and Wo. caſt off ∴ Six hands round ∴ Right & left at top ∴

The Beaver



Man Caſt off & turn the 3d Wo ∴ Wo caſt off & turn the 3d Man ∴ 6 hands round ∴ Lead thro the top & caſt off ∴

In the Moor among the Heather

21



Three hands round with the 2d Wo. the ſame with the 2d Man lead to the bottom & caſt up lead up & caſt off foot Corners & turn Hey & half turn

The Pruſian's Dance

22



Four hands acroſs & back again caſt off one Cu & lead thro the bottom lead thro the top & caſt off Man whole figure at bottom & Wo. at top at the ſame time then the Man at top & Wo. at bottom 6 hands round Right & left at top

Jenney of the Green

23

Foot acrofs and not turn ∸ caft off & turn partners ∸ foot acrofs & not turn ÷ Right & left ÷

Salk's Tafte

24

Crofs over 2 Cu ∸ crofs up again ∸ Lead to the Bottom & caft up & hands 4 round at bottom ÷ Lead throthe top & caft off & Right & left at top ÷

Brooks's Maggot

25

Caſt off one Cu lead thro ye bottom & caſt up one one ⸪ lead thro the top & caſt off ⸪ 6 hands round & right & left at top ⸪ ⸪

The Comical Fancy

26

Foot acroſs without turning ⸪ caſt off one Cu: and turn partners ⸪ lead thro ye top & caſt off ⸪ right and left at top ⸪

Stow Fair



Caſt off one Cu & turn ⸪ caſt off again & turn ÷ croſs up 2 Cu ⸬ gallop down & up again and caſt off ⸬ NB Clap hands 3 times in the middle & beat 3 times at the end of each Strain

Commodore Howes Ramble



Whole figure down & up ⸪ ⸪ croſs over 2 Cu ⸬ lead to the top and caſt off ⸬ foot contrary corners & turn ⸪ ⸪ lead out ſides ⸬ ⸬

Old Nicks Lumber Room or ye Pawnbrokers Warehouse



Swing right hands & caſt off one Cu — the ſame again lead to the top & caſt off — lead to the bottom & ſt up one — whole figure at top & bottom — then the ſame on your own ſides — 4 hands round at ottom — right and left at top —

The Pruſian Camp



Caſt-off one Cu — then the Man caſt off & Wo: caſt up at the ſame time — foot 3 & 3 abreaſt top and bottom — the ſame ſideways — ſwing right hands — caſt off to the bottom — 6 hands round — lead to the top & caſt off —

The Drunken Blackſmith



Caſt off one Cu: & turn partners — lead thro the top & caſt off — foot acroſs at top without turning — right and left —

Bowyers Whim



Foot acroſs and turn — — caſt off one Cu & turn partners — lead thro the bottom & caſt up — lead thro the top & caſt off — right & left at top —

Muzzle Hill

33

Foot acrofs & turn ÷ hands acrofs & back again ÷ lead thro the bottom & caft up lead thro the top & caft off ÷ 4 hands round at bottom right & left at top ÷

One two three

34

Caft off 2 Cu ÷ caft up again ÷ crofs over 2 Cu ÷ lead to the top and caft off ÷ foot contrary corners then to your partner ÷ lead out fides ÷ NB beat three times at the middle and end of each ftrain.

X

Out and in upon occasion

35

Whole figure down & up again ÷ crofs over 2 Cu ÷ lead to the top and foot ÷ Foot 4 and right & left half round ÷ the fame again ÷ crofs over half figure ÷ right & left ÷

The Wheel of Life

36

Da Capo

Hands acrofs ÷ & back again ÷ foot acrofs & turn ÷ Crofs over half figure & right and left ÷

The Royal Midſhipman



Foot partners — then foot ſideways — Swing right hands — and caſt off — Foot acroſs and not turn — right and left —

Tom Prick'its Favourite

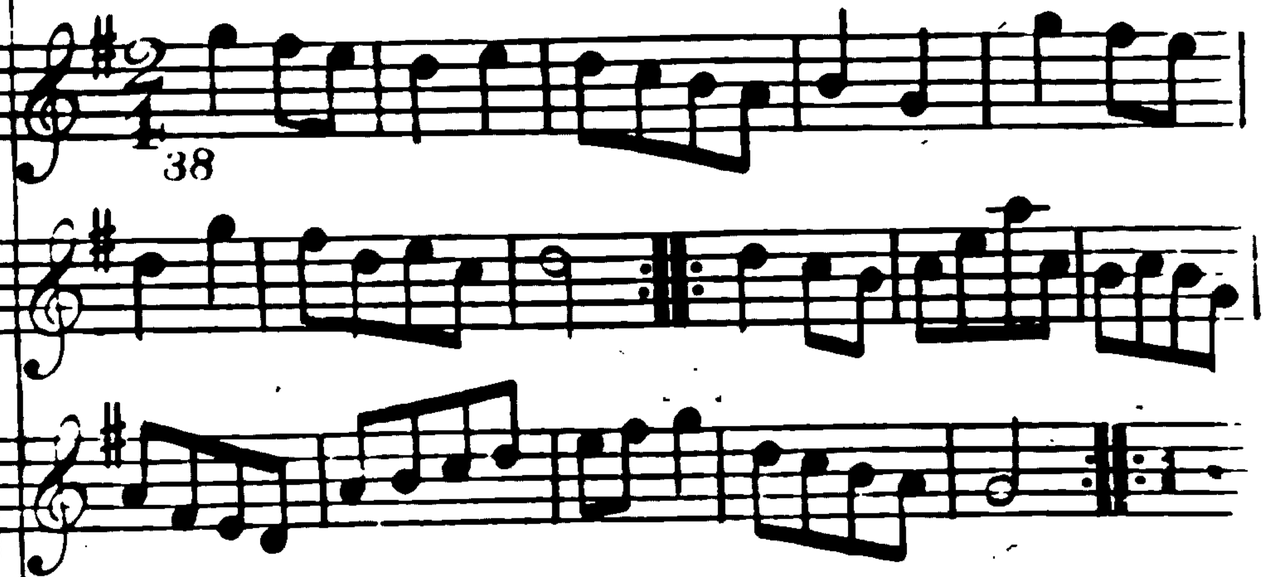

Foot acroſs & not turn — caſt off & turn partners — lead thro the top and caſt off — right and left —

Jack Graces Front.



Three hands round womans ſide ÷ the ſame on mans ſide ÷ croſs over two Cu: ÷ croſs up 2 Cu: ÷ foot acroſs at bottom & not turn ÷ 4 hands round at bottom ÷ right and left at top ÷

Seymours Whim



Firſt man caſt off & turn the 3.d Woman ÷ firſt Wo: caſt off & turn the 3.d Man ÷ fix hands round ÷ right and left ÷

The Quiver, or Cupids Prophecy



Hands acrofs ⸺ & back again ⸺ foot acrofs & turn ⸺ caft off one Cu: & lead thro the botton. ⸺ lead thro the top and caft off ⸺ 4 hands round at botton ⸺ right and left at top ⸺

Wednefday Night

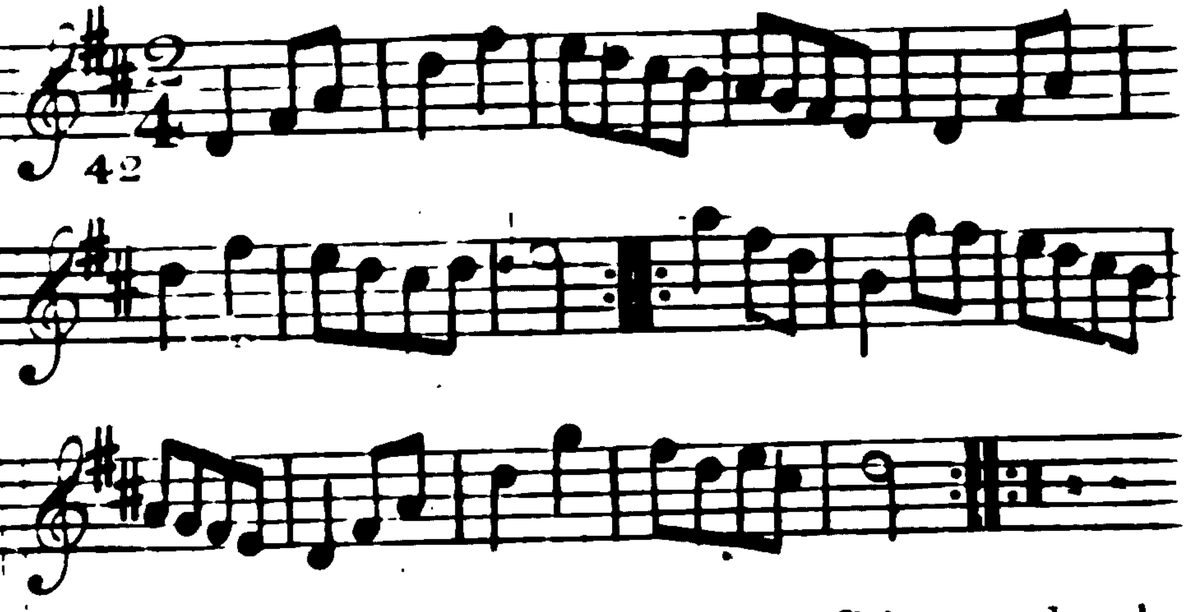

Half figure, down on your own fides ⸺ lead to the top, & caft off ⸺ hands acrofs at botto. ⸺ right and left at top ⸺

Chloes Dream

43

Caſt off 2 Cu ÷ & up again ÷ croſs over 2 Cu ÷ lead to the top & caſt off ÷ foot corners and rn ÷ lead out ſides ÷

The Happy Cobler

44

Caſt off one Cu: & turn partners ÷ 4 hands round at bottom ÷ 4 hands round at top ÷ and right and left ÷

Brittanias Promiſe

All Hands high



Caſt off 2 Cu ÷ caſt up again ÷ Croſs over 2 Cu ÷ lead to the top & caſt off ÷ whole figure at top & bottom ÷ foot & turn your partner ÷

Whole figure down and up again ÷ foot acroſs without turning ÷ caſt off and turn ÷

N.B beat three times at the middle & end of each Stra

The Hour Glaſs



Foot 4 & right and left half round the ſame again hands acroſs and back again croſs over half figure & right and left

Under the Blanketts



Caſt off one Cu & turn partner 2.d Cu. do the ſame 4 hands round gallop down & up again & caſt off 4 hands round again & right and left

Rylands Humour



Caſt off two Cu: ÷ caſt up again ÷ croſs over two Cu: ÷ lead up to f top & caſt off ÷ 4 hands acroſs with f 5d Cu: ÷ ſame back again ÷ 4 hands round at top ÷ right & left ÷

The Miller & Collier



Three hands round with f 2d Wo: ÷ f ſame with f 2d Man ÷ lead to f bottom & caſt up ÷ right & left at top ÷



First Cu: turn right hands & cast off one Cu: ÷ ♀ same again ÷ lead up to ♀ top foot it & cast off ÷ lead thro' the 3d. Cu: & cast up ÷

Hands a Cross ÷ same back again ÷ cross over & half figure ÷ right & left at top ÷

The midnight Ramble



Foot it & right & left half round ÷ the same again ÷ turn right hands & caſt off ÷ right & left at top ÷

Capn. Commins Ramble



Caſt off one Cu: & turn Partr. ÷ ve three Men & ve three Wo: lead to ve Walls at ve ſame time then return ÷ fix hands round ÷ right & left at top ÷

General Blakeney

55

Croſs over one Cu: & half figure ÷ lead thro' $\overset{e}{v}$ 3^{d}. Cu: caſt up ÷ $1^{ſt}$. Man ſwings $\overset{e}{v}$ 3^{d}. Wo: $1^{ſt}$. Wo: ſwings $\overset{e}{v}$ 2^{d}. Man at $\overset{f}{v}$ ſame time then ſwings them ſelves quite round ÷ lead thro' $\overset{f}{v}$ top & caſt off ÷ right & left at top ÷

Chaſe D'Amour, or Lovers hunt

56

Firſt Man hunts $\overset{e}{v}$ $1^{ſt}$. Wo: round $\overset{e}{v}$ 2^{d}. Cu: ÷ Wo: hunts $\overset{f}{v}$ Man back again & lead thro' $\overset{e}{v}$ 2^{d}. Cu: ÷ hands round at bottom ÷ right & left at top ÷

Kitty Fisher



Half figure down on your own sides ÷ lead to 2d top & cast off ÷ foot across at top & not turn ÷ lead thro' 2d bottom & cast up ÷

The 1st Cu: half figure down on their own sides ÷ & lead up to 2d top & cast off ÷ fix hands round ÷ Right & left at top ÷

The Roval Volunteers



Caſt off one Cu: & turn ÷ $\overset{e}{v}$ ſame again ÷ lead to $\overset{e}{v}$ top & [illegible] lead thro' $\overset{e}{v}$ bottom & caſt up ÷ foot corner [illegible] ÷ lead out ſides ÷

Gunerſbury Houſe



The 1^{ſt}. Cu: leads down between $\overset{e}{v}$ 2^{d}. Cu: foot it lead up again & caſt off ÷ do $\overset{e}{v}$ ſame with the 3^{d}. Cu: ÷ clap hands ſides & to your Partner and caſt up into the 2^{d}. Cu: place ÷ hands round all ſix ÷



First Man caſt off & turn v 5d. Wo: ÷ 1ſt. Wo: caſt off & turn v 5d. Man ÷ hands ſix round ÷ right & left at top ÷

Caſt off one Cu: & turn your Partr. ÷ foot acroſ at top without turning ÷ right & left at top ÷

A trip to Carlisle



Foot four & right & left half round ÷ e^v^ same again ÷ hands a cross ÷ & back again ÷ gallup down & up again & cast off ÷ right & left at top ÷

Betty Thorowgoods delight



Foot a cross & turn ÷ cast off one Cu: the^r^ e^v^ Man cast off & Wo: cast up ÷ foot Sides at top & bott^m^. & turn your Part^r^. into a^f^ 2^d^ Cu: place ÷ R^t^. & L^t^. at bott^m^. ÷ R^t^. & L^t^. at top ÷ lead out sides ÷

The Militia Dance



The 1.st Cu: cast off & hands a crofs with e v 3.d Cu: ÷ cast up & hands a crofs with e v 2.d Cu: ÷ crofs over & half figure ÷ right & left ÷

Turn right hands & cast off one Cu: ÷ turn left hands e v Man cast off & f Wo: cast up ÷ f[illegible] & a breast at top & bott.m f v Man cast up & f Wo cast off ÷ right & left at top ÷

Turnham Green frolick



First Man cast off & turn e 5 d. Wo: ÷ first Wo: cast off & turn f 5 d Man ÷ four hands round at bott m ÷ right & left at top ÷

The little Man & Maid



First Cu: foot it & half right & left clap 5 times ÷ same again ÷ cross over & half figure clap 5 times ÷ right & left clap 5 times ÷

The Moated Houſe



The tit bitt

Firſt & 2d. Cu: half right & left ÷ ſame again ÷ 1ſt. Cu: caſt off & lead thro' ſ. 3d. Cu: caſt up & lead thro' ſ top & caſt off ÷ hands round at bottm. right & left at top ÷

Caſt off 2 Cu: ÷ caſt up again ÷ croſs over 2 Cu: ÷ lead to ſ top & caſt off ÷ hands a croſs at bottm. ÷ & back again ÷ hands round at top ÷ & right & left



Swing right hands & caſt off one Cu: ÷ ſwing left hands & caſt up again ÷ croſs over & half figure ÷ [illegible] hands & left at top ÷

Caſt off 2 Cu: ÷ & up again ÷ croſs over & half figure ÷ lead thro' bottom & caſt up one Cu ÷ foot corners & turn ÷ lead out ſides ÷

The Marquis of Granby's Rant



Hands a crofs ÷ & back again ÷ lead to $\overset{e}{y}$ bott^{m}. & caft up ÷ lead thro $\overset{e}{y}$ top & caft off ÷ foot corners & turn ÷ lead out fides ÷

The Prufsian Soldier



Firft Cu: lead thro $\overset{e}{y}$ 2^{d}. Cu: & caft up ÷ 2^{d}. Cu: lead thro $\overset{e}{y}$ 3^{d}. Cu: & caft up ÷ 6 hands round ÷ lead to $\overset{e}{y}$ bott^{m}. & caft up ÷ foot a crofs at top & not turn ÷ hands round at bott^{m}. ÷ right & left at top ÷

Boſcawen's Frolick



Caſt off 2 Cu: ÷ & up again ÷ lead to $\overset{e}{y}$ bott^{m}. & caſt up one Cu: ÷ lead thro' $\overset{e}{y}$ top & caſt off ÷ foot contrary corners ÷ & lead out ſides ÷

A Trip to Germany



Caſt off one Cu: & turn part^{r}. ÷ hands a croſs at bott^{m}. ÷ lead thro' $\overset{e}{y}$ bott^{m}. ÷ right & left at top ÷

Mount Edgcomb

77

Caſt off one Cu: & lead thro' y^e bott^m & caſt up ÷ lead thro' y^e top & caſt off ÷ 6 hands round ÷ right & left at top ÷

Hum the Hummer

78

Swing right hands & caſt off one Cu: ÷ ſwing left hands & caſt up again ÷ croſs over & half figure ÷ right & left ÷

Dance for ever



Foot 4 & right & left half round ÷ ye ſame again ÷ hands a croſs ÷ & back again ÷ croſs over half figure ÷ right & left at top ÷

The Red Roſe



Firſt Man caſt off & turn 3d. Wo: ÷ 1ſt. Wo: ye ſame 3d. Man ÷ 4 hands round at bottm. ÷ right & left at top ÷

The Threſhers



First Man & 2d Wo: change corners ÷ 1ſt Wo: & 2d Man do ſ ſame ÷ foot + & turn partrs half round ≡ lead thro' the top & caſt off ≡ right & left at top ≡

The way to keep him



Swing right hands & caſt off one Cu: ÷ ſwing left hands & caſt up again ÷ gallop down & up again & caſt off ÷ lead thro' e y bottm & caſt up ÷

Don Pedro

83

Caſt off one Cu: & turn part^{rs}. ÷ hands 4 round at bott^{m}. ÷ lead thro' y^{e} bott^{m}. & caſt up ÷ right & left at top ÷

The Wanton Widow

84

Caſt off 2 Cu: ÷ lead to y^{e} top & caſt off ÷ 6 hands round ÷ lead thro' y^{e} bottom & caſt up ÷

Nanny's Delight



Whole figure down & up again ÷ gallop down & up again & cast off ÷ lead thro' y^e bott^m & cast up ÷ foot a cross at bottom & not turn ÷ y^e same at top ÷ hands + round at top ÷ right & left at top ÷

The Happy Night



Foot + & right & left half round ÷ y^e same again ÷ hands a cross ÷ & back again ÷ foot across & turn ÷ cross over & half figure ÷ right & left ÷

Lord Plymouth's Frolick

87

Caſt off 2 Cu: ÷ & up again ÷ croſs over 2 Cu: ÷ croſs up 2 Cu: ÷ 3 hands round with $\frac{e}{y}$ 2d Wo: ÷ ſ ſame with $\frac{e}{y}$ 2d Man ÷ croſs over half figure ÷ right & left at top ÷

General Elliots Delight

88

1ſt

2d

Caſt off one Cu: ÷ & up again ÷ foot a croſs & not turn ÷ caſt off & turn your part r. ÷

A Trip to Plymouth



Caſt off one Cu: & turn part^r. ÷ hands 4 round at bott^m ÷ lead thro' y^e top & caſt off ÷ right & left at top ÷

Governor Littleton's Delight



Hands a croſs ÷ & back again ÷ foot a croſs & turn croſs over & half figure ÷ lead thro' y^e bott^m & caſt up ÷ 6 hands round ÷ right & left at top ÷



First Man caſt off & turn 3d. Wo: ÷ firſt Wo: ye ſame with the 3d. Man ÷ hands a croſs at top hands + round at bottom ÷ right and left at top ÷ lead out ſides ÷

Caſt off one Cu: & croſs over to ye bottom ÷ caſt up one Cu: & croſs up to ye top ÷ ſix hands round ÷ lead to ye bottm. & caſt up ÷

The New Whim



First Man hunt his part^r round ^e/v 2^d Wo: & 3^d Man into ^e/v 3^d Cu^s place — Wo: turn & foot & turn part^s ÷ fix hands round ÷ lead to ^e/v top & cast off ÷

Dick the Welch Man



Cast off one Cu: & lead thro' ^e/v bottom & cast up ÷ hands + round at bottom ÷ lead thro' ^e/v top & cast off ÷ right & left at top ÷

Honeſt Will



Hands a croſs — & back again — lead thro' the bottom & caſt up — lead thro' y top & caſt off — three hands round with y 5d Wo: — y ſame with y 5d Man — hands round at top — right & left at top —

The Jovial Dancers



Caſt off one Cu: & up again — Foot a croſs and not turn — Croſs over half figure — and right & left

Lincolnſhire Ladds

97

Foot it and turn partners with your right hands ÷ turn with your left hand and caſt of ÷ Hand round all 6 ÷ right and left at top ÷

Lincolnſhire Laſſes

98

Half figure down on your own ſide ÷ lead to the top and caſt off ÷ foot it acroſs and put turn ÷ lead thro the 5d Cuſtand caſt up ÷

Pritty Kitty

99

The First Cu: foot it to the 2d Man & hands round 3 ÷ the same to the 2d Wo. ÷ first Man turns his Partner, with his right hand and cast off ÷ turn left hand & cast up again ÷ cross over two Cu. ÷ lead to the top cast off ÷ hands round Six ÷ lead out sides ÷

The Flirtation

100

Cast off one Cu ÷ cast up agin ÷ first Man set to the 2d Wo. and turn her ÷ first Wo. do the same ÷ Cross over one Cu. ÷ Foot it and turn half round . . . . . ÷ hands 4 with the third Cu ÷ right and left at top ÷

Triſtram Shandy

lol

Right hands acroſs ÷ left back again ÷ Set and change ſides ÷ the ſame back again ÷÷ Set acroſs and turn ÷ your Partner do the ſame ÷ lead down & up again & caſt off ÷ lead thro the bottom & caſt up ÷÷

The Month of Auguſt

lo2

Caſt off two Cu: ÷ lead to the top and caſt off ÷÷ lead thro the 3d Cu: caſt up and turn your Partner ÷÷ right and left at top ÷÷

The Royal Charlotte



Foot it 4 and right hands acros quite round ÷ foot it and left back again ÷ cros over two Cu: ÷ lead to the top and cast off ÷

Nancy Dawsons Fancy

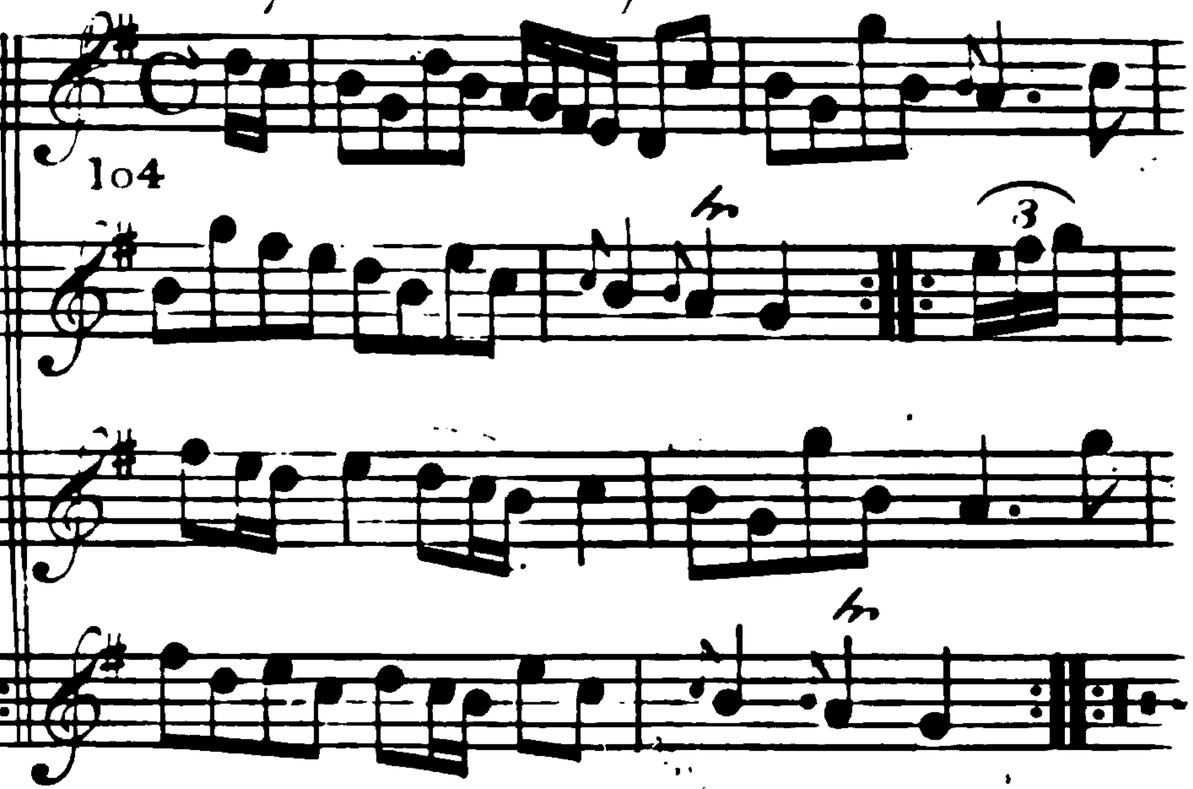

The First Cu: Gallop down one Cu: up again and cast off ÷ Gallop down another Cu: up again and cast off ÷ Hands round all Six ÷ lead up to the top foot it and cast off ÷



The 1st Man sets to the 2d Wo: & turn his Partner the 1st Wo: do the same — cross over two Cu: lead to the top & cast off — hands round 4 with 3d Cu: — right & left at top —

The 1st Man cast off & hands round 3 with the 3d Cu: — the 1st Wo: do the same — lead thro the bottom & cast up lead thro the top & cast off — hands 4 at bottom right & left at top —



The First Cu: foot it and crofs over two Cu: ÷ lead up to the top foot it and caft off ÷ hands round with the 3d Cu ÷ right and left at top ÷

The First Man turns the 2d Wo: ÷ the first Wo: tur the 2d Man ÷ caft off one Cu: ÷ right hands and left at top ÷

Bonny Kitty

Foot it 4 change ſides and clap Hands 3 times ÷ the ſame back again ÷ croſs over two Cu: lead to the top caſt off and clap Hands 3 times ÷ Hands round ÷ at bottom right & left at top clap hands 3 times ÷

The Coronation

Caſt down two Cu: and turn ÷ caſt up to the top and turn ÷ Gallop down the middle up again and turn ÷ Hands round 1 at top ÷

A Trip from Stale

111



The 1st Man fets to the 2d Wo: and turns her ∴ 1st Wo: does the ſame ∴ Gallop down the middle and up again and caſt off ∴ right and left and turn ∴

We'll all be Married

112



Caſt off two Cu: lead to the top and caſt off ∴ 4 hands acroſs at bottom 4 hands round at top ∴ lead thro' the bottom and caſt up right & left at top ∴



Sett 3 and turn ÷ the same on the Mans side ÷ crossover two Cu ÷ lead to the top foot it and cast off :: lead into the bottom cast up and turn ÷ lead through the top cast off ÷ turn ÷ hands round with the 3d Cu ÷ cast up and turn ÷ lead to the top ::

Cast off one Cu: and Hands round with the 3d Cu ÷ cast up and Hands round with the 2d Cu ÷ cross over two Cu ÷ lead to the top and cast off ::

We'll Dance all Night

115

First Man foot it to v. 2d Wo: & turn ÷ 1st Wo: do v. same ÷ crofs over one Cu: & turn ÷ hands round Six ÷ the Man falls in with the 3 Cu: the Wo. with the top Cu: & foot it all 6 ÷ then fall in on your one fides & foot it all 6 ÷ lead to the top caft off & turn ÷ right and left ÷

All in the Wrong

116

Hands acrofs ÷ and back again ÷ caft off two Cu: lead to the top and caft off ÷ foot it contrary corners and turn ÷ ÷ lead out at the fides ÷ ÷

The Merry Weaver

117



First Cu: foot to the 2d Wo: but not turn, the same to the 2d Man ÷ Gallop down and up again & cast off ÷ 4 hands round at top ÷ right and left at top ÷

The Lawyers Whim

118



The first Cu: Gallop down & up again & cast off ÷ the 2d Cu: does the same ÷ cross over two Cu: lead up to the top and cast off ÷ hands round 4 at bottom right and left at top ÷

Free Brittons

119

Caſt off one Cu: and turn ÷ caſt off another Cu: and turn ÷ lead to the top and caſt off ÷ hands round all 6 ÷

The Duke of York

120

First Man go round the 2d foot it and turn his partner at top ÷ his partner does the same ÷ croſs over half figure ÷ right and left ÷



Half right and left ∴ and back again ∴ Right Hands acroſs half round ∴ the ſame back again ∴ caſt off and Hands 4 with the 3d Cu: ∴ Right and left at top ∴

Firſt and 2d Cu: foot it and change ſides ∴ the ſame back again ∴ caſt off and turn ∴ Hands round 6 ∴



Caſt off one Cu: and Hands round 4 with the 3d Cu: ∴ caſt up to the top and hands round with the 2d Cu: ∴ croſs over two Cu: lead to the top turn right Hands and caſt off ∴ Hands round 4 at top and round 4 at bottom and right and left at top ∴

Turn right Hands and caſt off one Cu: ∴ turn left hands and caſt up again ∴ firſt man foot to the 2d Wo: and turn ∴ his partner do the ſame ∴ hands 4 a = croſs ∴ and back again ∴ Gallop down one Cu: up again and caſt off ∴ Right and left at top ∴

Smiling Polly

125

Foot it 4 and turn ſingle ÷ Hey contrary ſides ∺ foot it all 4 again and turn ſingle ÷ Hey on your own ſides ∺ Gallop down one Cu up again and caſt off ÷ Hands round all 6 ∺ Hands round 3 with 2d & 3d his partner at ſame time 2d & 3d Wo ÷ Right and left at top ∺

Croſs the Water

126

Croſs over two Cu lead up to the top and caſt off ÷ Hands round 6 and right and left at top ∺ ſet contrary corners and turn ÷ lead thro the Bottom and caſt up lead thro the top and caſt off ∺

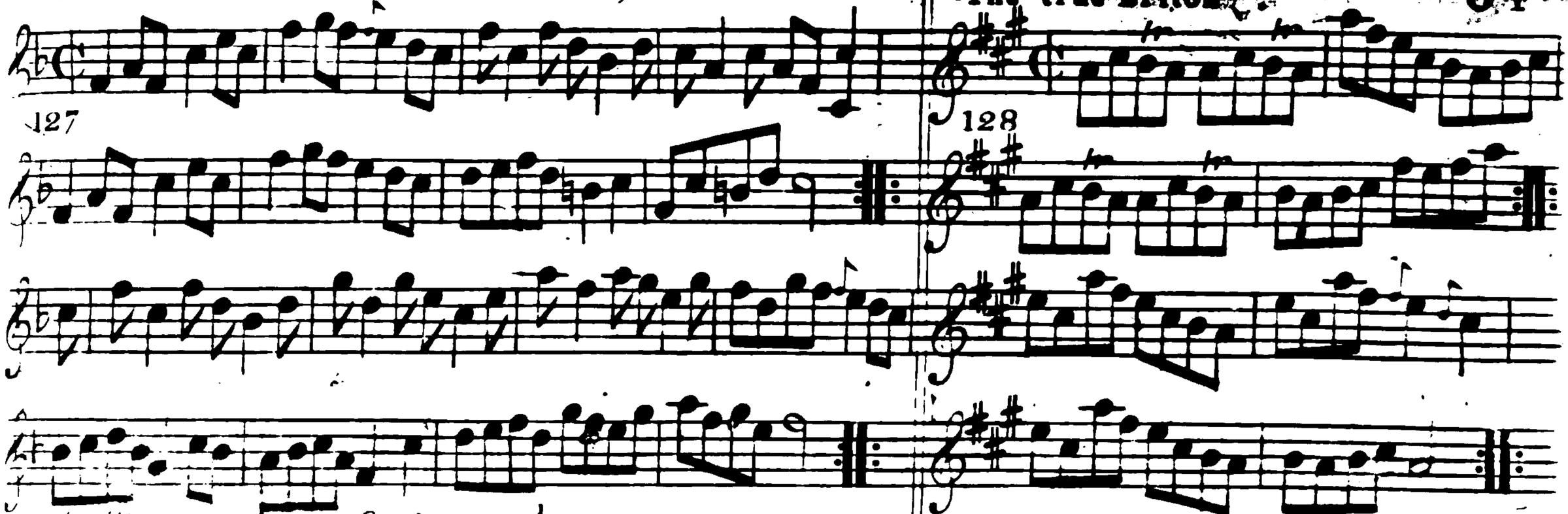

[illegible] hands across with the 3d Cu ÷ cast up and hands a[illegible] the 2d Cu ÷ [illegible] over two Cu: lead up to the top and [illegible] ÷ lead out [illegible] and turn your partner ÷

Gallop down one Cu: up again and cast off ÷ Gallop down another Cu: up again and cast off ÷ lead up to the top and cast off ÷ Right and left at top ÷

The Prince of Mecklenburg's Jigg



Hey contrary ſides ÷ then on your own ſides ÷ croſs over two Cu: ÷ lead up to the top foot it and caſt off ÷

Granby's Jigg



Foot it 3 and turn ÷ the ſame with the 2d Man ÷ Gallop down one Cu: up again and caſt off ÷ hands round all Six ÷



First Man sets to the 2d Wo: and turn. his partner does the same to the 2d Man ÷ the 2d Cu: does the same with the 3d Cu: ÷ cross over two Cu: lead to the top and cast off ÷ Hands round ✝ at bottom right and left at top ÷

First Cu: turn right hands and ca[illegible] off [illegible] Cu. ÷ the same another Cu: ÷ lead up [illegible] foot it and cast off ÷ lead thro' [illegible] and cast up ÷

Preston Gaile



First Cu: foot it to the 2d Wo: and turn 3 ÷ Foot it to the 2d Man and turn 3 ÷ cast off and Hands round with the 3d Cu: ÷ foot it and Hands round with the 2d Cu: ÷ lead out sides ÷ ÷

Cast off and Hands round 4 with the 3d Cu: ÷ cast up again and Hands round with the 2d Cu: ÷ cross over two Cu: lead to the top ÷ foot it cast off and and turn ÷



The firſt and 2d Cu: foot it and change ſides ÷ foot it and change ſides back again ÷ croſs over and half figure ÷ Right & left at top ÷

firſt Cu: ſet & lead thro the 2d Cu: and caſt up ÷ the 2d Cu: do the ſame ÷ croſs over two Cu: lead up to the top and caſt off ÷ ſet contrary corners and turn ÷

137

138

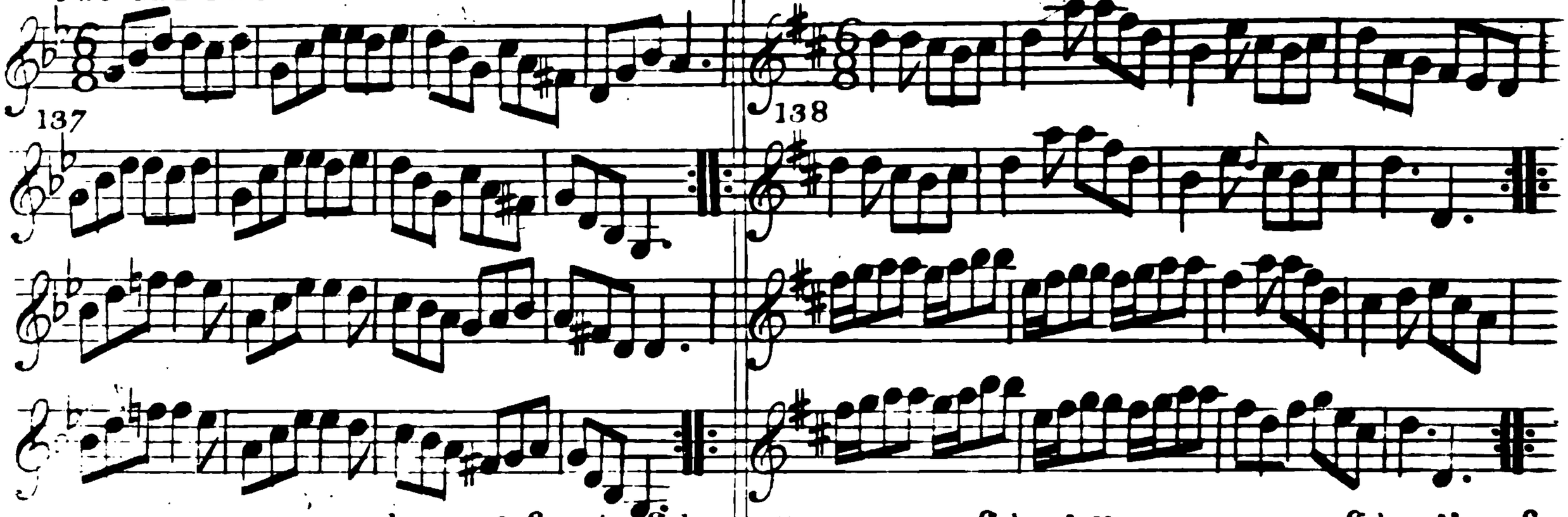

t to your partner and turn ∴ foot it ſides
nd turn ∴ Hands round Back to Back all 4∴
p down one Cu: up again and caſt off ∴

Hey contrary ſide ∴ Hey on your own ſides ∴ croſs
over two Cu: ∴ lead to the top foot it and caſt off
∴.



Caſt off and hands round with the 3d Cu: ÷ caſt up and hands round with the 2d Cu: ÷ three Cu: take hands with partners and dance the Hey till they come into their own places ÷ then the firſt and 2d Cu: lead thro the 3d Cu: and caſt up to your own places ÷ Right & Left ÷

Firſt Man turn the 2d Wo with his right hand and his partner with his Left ÷ firſt Wo do the ſame with the 2d Man and her partner ÷ Croſs over two Cu. foot it and turn ÷ caſt up to the top lead down one Cu: and turn your partner ÷



Caſt off two Cu and up again ÷ Croſs over two Cu: lead up to the top and caſt off ÷ hands acroſs with the 3d Cu: and back again ÷ hands round 4 at top and right and left ÷ Lead out ſides and turn ÷ ÷

Right hands acroſs ÷ foot it and left hands back again ÷ Gallop down the middle up again and caſt off ÷ hands round all Six ÷

The Royal Cradle

143



The first Cu: Foot it and turn ∴ then foot it sides and turn ∴ Crofs over and half figure with the 3d Cu: ∴ right and left at top ∴

The Queens Mule

144



Caft off one Cu: and turn ∴ caft up again & turn ∴ foot it and hands acrofs with the 2d Cu: ∴ the fame back again ∴ first Man foot it to the 2d Wo and turn ∴ first Wo: the fame with the 2d Man ∴ Crofs over half figure ∴ right and left ∴



The first Cu: sets to the 2d Wo: and Hands round three, the same With the 2d Man ÷ cross over two Cu: lead up to the Top and foot it ÷ First Man foot it to the 2d Wo: and not turn first Wo: do the same [illegible] 1st Cu: cast off [illegible] turn ÷ Hands round [illegible] bottom right [illegible] ÷

The First Cu: Foot it to the 2d Wo: Hands 3 round ÷ foot it to the 2d Man Hands all 4 round ÷ lead down 2 Cu: 2ds 3ds Cu: [illegible]

Punchanello

147

The first and second Cu: foot it and Hands 4 across half round ÷ the same Backagain ÷ cross over & half figure ÷ lead up to the top & turn ÷ 1st an Foot to 2d Wo: & turn ÷ 1st Wo: do the Same ÷ foot it & cast off ÷ Right And Left ÷

Love in a Village

148

Foot it and half Right and Left ÷ the same backagain ÷ cross Over two Cu: lead up to the top cast off ÷ 4 hands round at Bottom Right and Left at Top ÷



Caſt off Two half round 4 with the 3d Cu ÷ caſt up two half round 4 with the 2d Cu ÷ Gallop down [illegible] & caſt off ÷ Right & Left ÷

Foot it and Right & Left half round ÷ the ſame Backagain ÷ hunt round the 2d Cu ÷ the ſame over again ÷ foot a croſs & turn ÷ ÷ croſs over half Figure ÷ Right & Left ÷



The first Cu: foot it & turn ÷ then Foot it sides & turn ÷ crofs over And half figure with the 3.Cu: ÷ Right & Left ÷

The first Cu: crofs over & turn ÷ then crofs over the 3d Cu: & turn ÷ lead up to the top foot it & caft off ÷ Hands all fix round ÷



Hands 4 acrofs half round and back again
Crofs over half figure foot it and turn
Hands round with the 3d Cu: and then with
The 2d Cu: lead up to the top caft off
And turn

The firft Cu: foot it and caft off one Cu: foot it twice.
The Man caft off one Cu: and the Wo: caft up fall in at
Top and bottom foot it all fix and turn in the middle
fall in fides foot it and turn fet contrary corners
And not turn Hands at Bottom Right and
Left at top

The Honey Pot

155



Caſt off one Cu: ÷ caſt up again ÷
Gallop down two Cu: up again and caſt
Off ÷ Right and Left ÷

Red Heath

156



Caſt off two Cu: ÷ caſt up again ÷ ſet 4 and change ſides ÷
The ſame back again ÷ croſs over one Cu: lead to the top
and caſt off ÷ ÷



Cast off Hands round 4 at Bottom ÷ cast up Hands round 4 with the top ÷ Gallop down the middle up again & cast Off ÷ Hands round all six ÷

The first Man sets to the 2d Wo: & turn ÷ First Wo: do the same with the 2d Man ÷ Cross over two Cu: ÷ lead up to y top and Cast off ÷

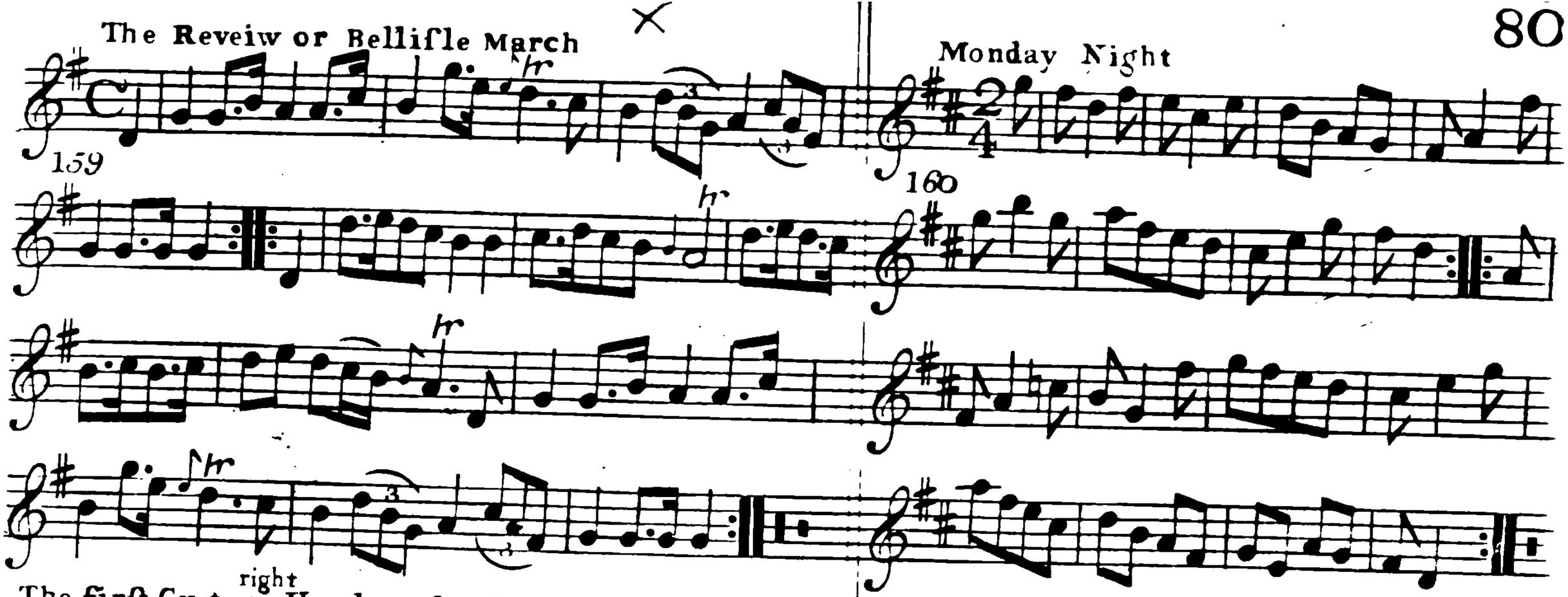

The first Cu: turn right Hands and caſt off ÷ turn left Hands and caſt up ÷ croſs over 2 Cu: lead up to the top & caſt off ÷ Back to back Right and Left ÷

The first Man caſt off and turns the 3d Wo: and ſtands in the 2d Mans place ÷ first Wo: does the ſame ÷ Hands round all ſix ÷ Right & Left ÷



The first Man sets to the 2d Wo: and turns her ÷ first Wo: do the same with the 2d Man ÷ cross over two Cu: ÷ lead up to the top & cast off ÷ Hands 4 at bottom ÷ Right and Left at top ÷

First & 2d Cu: foot it and change sides ÷ the same back again ÷ cast off and turn ÷ Hands round six ÷

Laugh and ley down

163

First & 2d Man lead between the two Wo: & foot it ÷ the two Wo: do the same ÷ Hands six round ÷ foot it cast off And turn ÷

A Trip to Richmond

164

Cast off one Cu: & crofs over to the Bottom cast up one Cu: & Crofs up to the top ÷ crofs over two Cu: lead up to the top & Cast off ÷ lead thro the Bottom & cast up lead thro the top & Cast off ÷ Hands 4 at Bottom Right & Left ÷

Cap: Reeds Delight

165

Caſt off two Cu: and up again ÷ croſs over two Cu: lead Up to the top & caſt off ÷ Hand a croſs with the 3d Cu: & Back again ÷ Hands 4 at top Right & Left ÷

The Mayor of Garratt

166

Half Right and Left ÷ & back again ÷ caſt Off Hands 4 with the 3d Cu: ÷ Right & Left At top ÷

The Busy Body



All the Men take Hands and all the Wo: take Hands And foot it and change sides ÷ then foot it and Come into your own places ÷ cross over & half Figure ÷ Right and Left ÷

The Merry Pair



The first Cu: cast off the Man hands three with the 3d Cu: & the Wo: hands three with the 2d Cu: ÷ the Man Fows with the 3d Cu: & the Wo: with the 2d Cu: ÷ hands All six round ÷ Right and Left ÷

Edinburgh Frolick

169

First and 2.d Cu: foot it and half right and left ÷ the same back again ÷ crofs over and turn ÷ right & left with the 2.d Cu: ÷

Hey for Honefty, or Neighbour downright

170

First and 2.d Cu: fet and half right and left ÷ the same back again ÷ crofs over two Cu: lead to the top foot it and caft off ÷ Hands 4 round at bottom & right & left at top ÷

Butterd Peaſe

171



First Cu:ſet foot it and turn ÷ the firſt Man foot it with the 2d Wo: his Partner at the ſame time with the 2d Man ÷ croſs over below the 3d Cu: ÷ then flip up the middle to the top foot it and caſt off ÷

Moll Peatley

172



the firſt Man begins on the Wo: ſide the firſt Cu: ſides to the 2d Cu: of one ſide then on the other ſide then hit your right Elbows together & then your left, & turn your left Hands behind & your right hands before & turn twice round then your left Elbows together and turn as before and ſo to the next.

Miſs Johnſons March

173

First Cu: Bey contrary ſides ÷ then on your own ſides ÷ Gallop down and up caſt off ÷ and turn partners ÷

Moll Spicers Reel

174

First Cu: caſt off one Cu: croſs over the 3d Cu: ÷ the ſame back again ÷ First Cu change places foot it and turn ÷ croſs over and turn ÷

Drops of Brandy

175

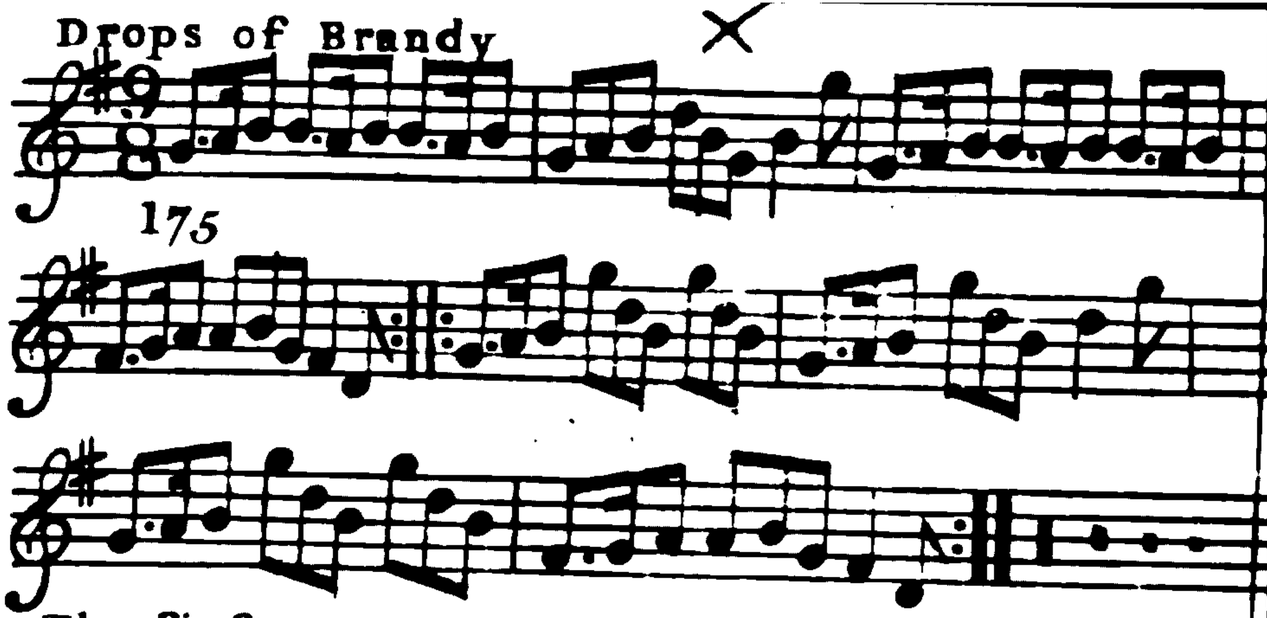

The first Man turns his partner with his right hand & cast off one Cu: ÷ turn with your left hands the Man casts off below the 3d Cu: the Wo: casts up to the top ÷ foot it fix the Man with the 3d Cu: and the Wo: with the 2d Cu: ÷ foot it fix the Man on the Wo: side & the Wo: on the Mans side ÷ foot it Corners and turn ÷ lead out sides and turn you partner ÷

Young Roger

176



First Cu: foot it and cast off two Cu: ÷ lead up to the top and cast off ÷ foot it and hand round four with the third Cu: ÷ right and left at top ÷

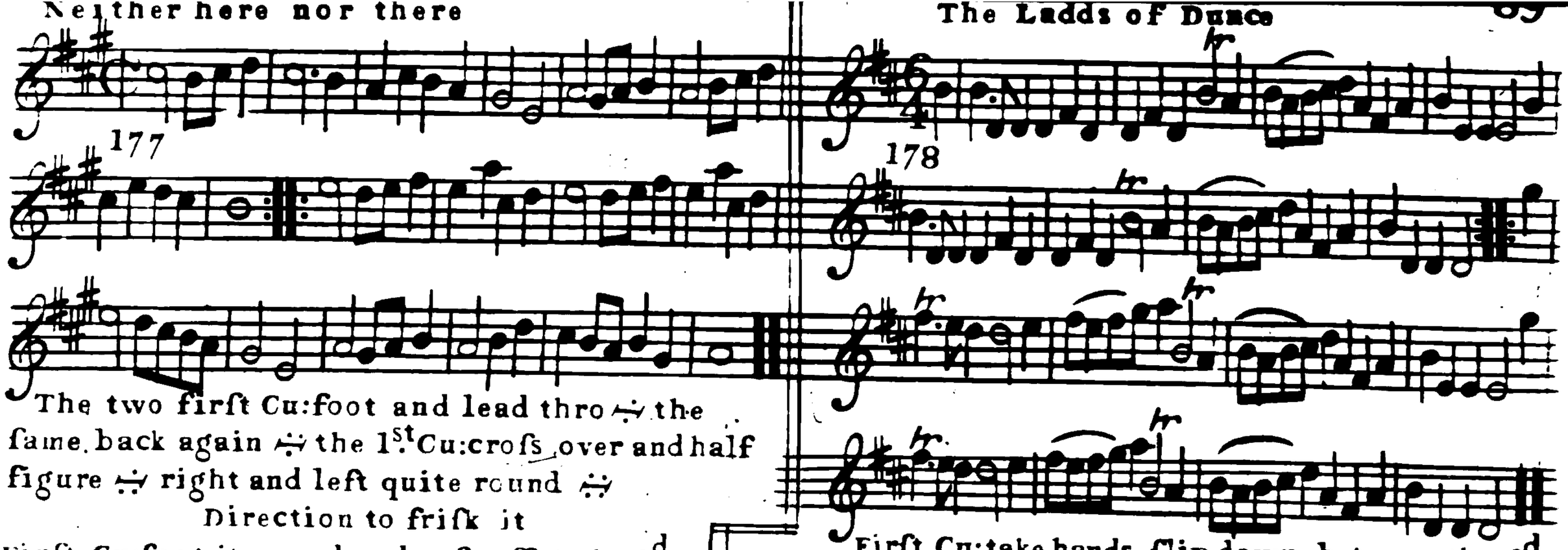

The two first Cu: foot and lead thro ÷ the same back again ÷ the 1st Cu: cross over and half figure ÷ right and left quite round ÷

Direction to frisk it

First Cu: foot it round and cast off ÷ the 2d Cu: does the same ÷ first Man turns the 2d Wo: with his right Hand & his partner with his left ÷ First Wo: does the same with the 2d Man and her partner ÷ First Cu cross over and half figure at top ÷ First and 2d Cu: right and left quite round ÷

First Cu: take hands slip down between the 2d & 3d Cu: foot it then lead back again & cast off ÷ the 2d Cu: does the same ÷ the 1st Man leads out ye 2d Wo: 1st Wo: leads out the 2d Man at the same time & turn your partners ÷ ye 1st & 2d Men leads out ye 2 Wo: doing ye same at ye same time turn your partners as before ÷ ye 1st Man goes back to back (or foot it) with ye 2d Wo: & turn her ÷ their partners does ye same ÷ ye 1st Cu cross over & half figure thro ye 2d Cu: ÷ 1st & 2d Cu: right & left quite round ÷

Jonny cock thy Beaver

179

The first Cu: casts off one Cu: & crofs over below the 3.d Cu: & turn ÷ the 2.d Cu: do the same ÷ The 1.st Man foot it to the 3.d Wo: & turn her, his partner foot it to the 2.d Man & turn him at the same time, then lead out on the Mans side & turn ÷ foot it the other corners and turn lead out on the Wo: side and turn ÷

The Baulk

180

The first Man sets to the 2.d Wo: & turns his partner ÷ The first Wo sets to the 2.d Man and turns her partner ÷ cross over one Cu: ÷ right and left ÷

Nomans Jigg

181

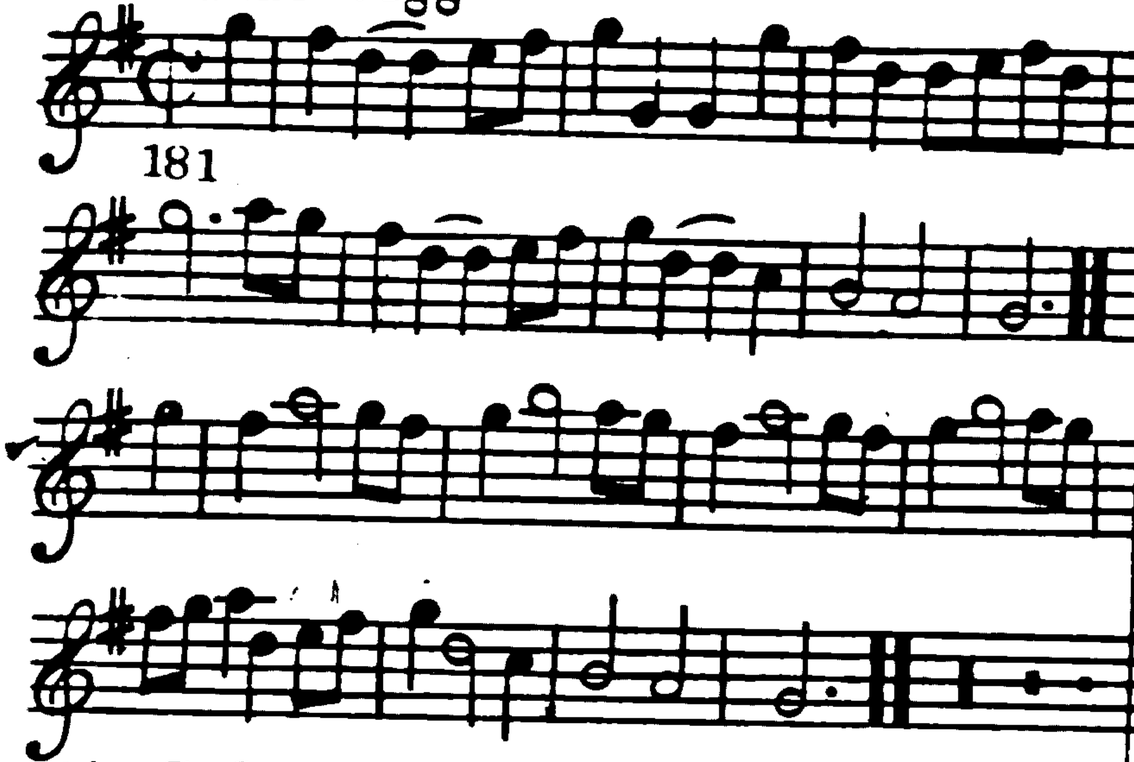

The first Cu:caſt off one Cu:clap hands once caſt off another &clap hands three times ÷ up again the ſame way ÷ croſs over half figure ÷ right and left at top ÷

Jeans Placket

182



The first Cu:ſides on one ſide ÷ the ſame on the other ſide ÷ then dance to one another &turn ÷ then dance to one another the 2d time & turn ÷ the Man goes down on the Wo ſide & ye Wo on ye Mans ſide the reſt do the ſame

Dainty Davy

183

First Cu: clap hands and crofs over below the 2.d Cu: & turn to your own fides ÷ the 2.d Cu: do the fame ÷ the firft Cu: crofs over below the 2.d Cu: & Figure thro' the 3.d Cu: then Figure thro the firft Cu: & turn in the 2.d Cu: place ÷ ÷

Hey to the Camp

184

First Cu: caft off and lead thro' the 3.d Cu: and caft up into the 2.d Cu: place then lead thro' the top & caft off into ye 2.d Cu: place ÷ the 2.d Cu: begin in ye firft Cu: place do the fame as before ÷ all 4 take hands & go quite round ye firft Man crofs over with ye 2.d Wo: ye other two do the fame then right & left quite round ÷ till ye 1.st Cu: comes into the 2.d Cu. place ÷



Caſt off two Cu: caſt up again croſs over two Cu: lead up to the top foot it & caſt off foot it corners & turn lead outſides and turn your Partner



The firſt Cu: lead thro ye 2d Cu: & on ye outſide below ye 3d Cu: & turn then ye 1st Cu: lead thro ye 3d Cu: & on ye outſide of ye 2d Cu: to ye top & turn ye 1st Man turn ye 3d Wo: his partner at ye ſame time with ye 2d Man then meet & turn do ye ſame at ye other Corners ye 1st Man foot it with ye 3d Wo: his partner at ye ſame time with ye 2d Man & turn do ye ſame at ye other Corners then ye Man Heys on ye Wo: ſide his partner at ye ſame time on ye Mans ſide till they come into ye 2d Cu: place and turn



187



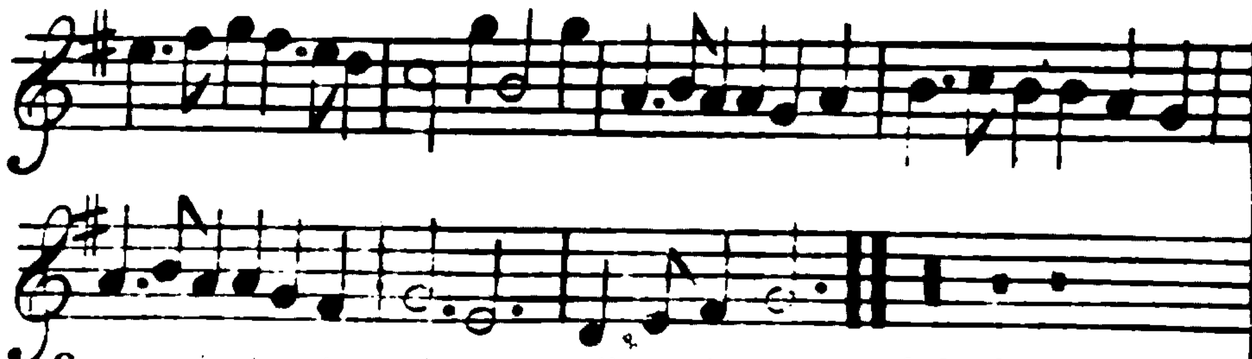

four right hands acrofs quite round left hands back again ÷ ÷ clap hands with your partner then clap fingers and right and left half round ÷ then hand down and clap hands with your partner and right and left quite round at top ÷

188





The 1st Cu: take hands and draw into the 2d Cu: place the 2d Cu: at the fame time hands to the 1st Cu: place, then each Cu: back to back with their partners ÷ ÿ 2d Cu: do the fame which brings the 1st & 2d Cu: as they begun ÷ all four right hands acrofs half round left, hands acrofs back again ÷ ÿ 1st Cu: crofs over above ÿ 2d Cu: to ÿ 2d Cu: back to the whole figure which brings the 1st Cu: to the fecond proper ÷



end with the firſt ſtrain of the Minuet

firſt Cu: ſet & caſt behind ye 2d Cu: then ſet & caſt up again 1st Cu: croſs over & figure thro' ye 2d Cu: & caſt up into their own place then the 1st Man dance the Minuet ſtep with the 2d Wo: & the 2d Man the ſame to the 1st Wo: the 1st & 2d Cu: take hands & dance round then ye 1st Man leads his partner into the ſecond Cu: place

The firſt Man caſt off and his partner follows him the Man goes quite round the Wo: flips up the middle ÷ the Wo: caſt off & goes quite round the Man flips up the middle ÷ the 1st Cu: croſs over below the 2d Cu: and caſt up into their places again ÷ then right & left quite round into the 2d Cu: place ÷

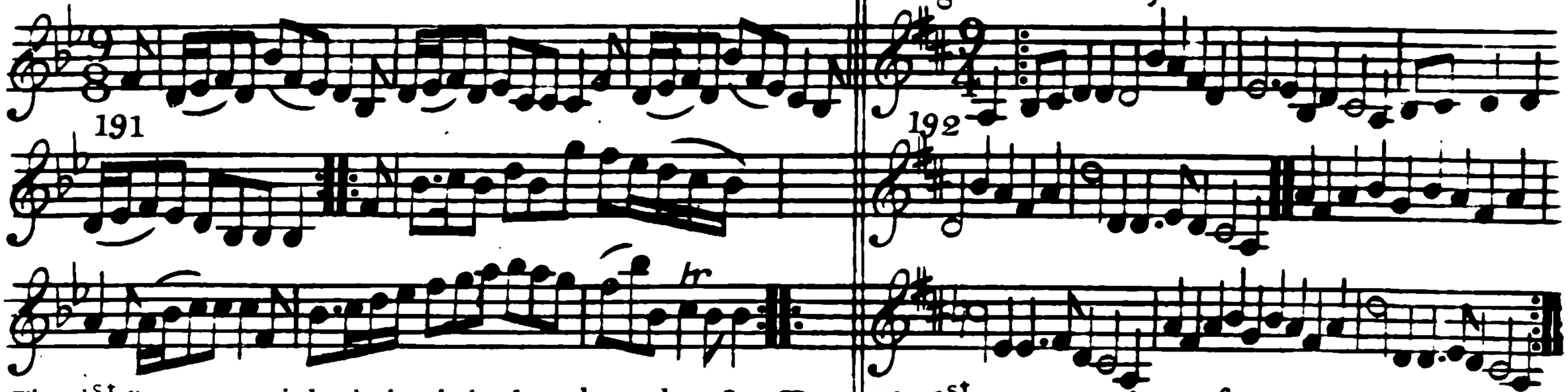

The 1st Cu: turn with their right hands and caſt off one Cu: turn with your left hands the Man caſts off and the Wo: caſts up foot it three at top and Bottom foot it three contrary ſides foot it corners and turn lead out ſides and turn

The 1st Man goes down & foot it to the Bottom Wo: the Wo: does the ſame with the Bottom Man the Man foot it round the Bottom Wo the Wo: round the Bottom Man turn the Bottom Wo: the Wo: turn the Bottom Man ſo on till you come up to the top the [illegible] over and turn till you come [illegible]

Windsor Forest

193



Foot it and half right and left ÷ the same back again ÷ cross over two Cu: lead up to the top and cast off ÷ hands round four with the 3d Cu: right and left at top ÷

Honest Temple's Jigg

194



The first and 2d Cu: hands across all 4 ÷ the same back again ÷ cross over half figure right and left ÷ ÷



The first and 2.d Cu: foot it all four right and left half round the back again ∴ foot it and right hands a crofs all four the fame back again ∴ crofs over two Cu: lead up to the top and caft off ∴ hands 4 with the 3.d Cu: right and left at top ∴

The first Cu: turn right Hands and caft off ∴ turn left hands and caft up ∴ crofs over half Figure right and left at top ∴ ∴

A Trip to Quebec

197



The first Cu: crofs over and turn ÷ crofs over the 3d Cu: and turn ÷ half Figure up on your own fides and foot it, the fame back again and foot it ÷ Hands Six round lead up to the top fo[illegible] it and cast off ÷

Lady Caroline Stanhopes birthday

198



The first Cu: crofs over two Cu: crofs up again Back to Back cast off and right and left



First Man set to the 2d Wo and turn ÷ 1st Wo: do the same with ye 2d Man ÷ then cross over two Cu: lead up to the top and cast off ÷ right hands across with 3d Cu: quite round ÷ and left hands across with 2d Cu: ÷ dance to your partner and turn ÷ right and left ÷ ÷

First Cu: turn right hands single and cast off ÷ turn right hands single with the 3d Cu: and left partners in the 2d Cu: place ÷ 1st Cu: whole figure at top ÷ right and left with the top Cu: ÷