



This is a digital copy of a book that was preserved for generations on library shelves before it was carefully scanned by Google as part of a project to make the world's books discoverable online.

It has survived long enough for the copyright to expire and the book to enter the public domain. A public domain book is one that was never subject to copyright or whose legal copyright term has expired. Whether a book is in the public domain may vary country to country. Public domain books are our gateways to the past, representing a wealth of history, culture and knowledge that's often difficult to discover.

Marks, notations and other marginalia present in the original volume will appear in this file - a reminder of this book's long journey from the publisher to a library and finally to you.

### Usage guidelines

Google is proud to partner with libraries to digitize public domain materials and make them widely accessible. Public domain books belong to the public and we are merely their custodians. Nevertheless, this work is expensive, so in order to keep providing this resource, we have taken steps to prevent abuse by commercial parties, including placing technical restrictions on automated querying.

We also ask that you:

- + *Make non-commercial use of the files* We designed Google Book Search for use by individuals, and we request that you use these files for personal, non-commercial purposes.
- + *Refrain from automated querying* Do not send automated queries of any sort to Google's system: If you are conducting research on machine translation, optical character recognition or other areas where access to a large amount of text is helpful, please contact us. We encourage the use of public domain materials for these purposes and may be able to help.
- + *Maintain attribution* The Google "watermark" you see on each file is essential for informing people about this project and helping them find additional materials through Google Book Search. Please do not remove it.
- + *Keep it legal* Whatever your use, remember that you are responsible for ensuring that what you are doing is legal. Do not assume that just because we believe a book is in the public domain for users in the United States, that the work is also in the public domain for users in other countries. Whether a book is still in copyright varies from country to country, and we can't offer guidance on whether any specific use of any specific book is allowed. Please do not assume that a book's appearance in Google Book Search means it can be used in any manner anywhere in the world. Copyright infringement liability can be quite severe.

### About Google Book Search

Google's mission is to organize the world's information and to make it universally accessible and useful. Google Book Search helps readers discover the world's books while helping authors and publishers reach new audiences. You can search through the full text of this book on the web at <http://books.google.com/>


WARNE'S  
HANDY BOOKS

BALL ROOM  
GUIDE

WITH  
COLOURED ILLUSTRATIONS



600079483.











**THE WALTZ.**

THE  
BALL-ROOM GUIDE.

A HANDY MANUAL  
FOR ALL CLASSES OF SOCIETY.

WITH COLOURED FRONTISPIECE.



London:  
FREDERICK WARNE AND CO.,  
BEDFORD STREET, STRAND.  
NEW YORK: SCRIBNER, WELFORD & ARMSTRONG.



**CAMDEN PRESS, N.W.**



## PREFACE.


---

**T**HE Publishers offer in this little volume the newest and most complete Ball-room Guide yet presented to the public. It contains all the dances hitherto in vogue, and also the great country house dances—the Cotillions—which have not yet become common, but which, for their mingled sentiment and fun, deserve a place in middle-class society, as well as amongst that of a higher grade. The Double Lancers will also be found more correctly given than in any other manual on the subject.

It is hoped that it may be found useful by all who care for the inspiring amusement of the ball-room.

*London.*






## CONTENTS.

	<i>Page</i>
PREFACE .....	3
CONTENTS .....	5
ARRANGEMENTS FOR A BALL.....	8
LADIES' BALL-ROOM TOILETTES .....	17
GENTLEMEN'S DRESS .....	20
ETIQUETTE OF THE BALL-ROOM .....	21
BALL-ROOM DANCES .....	32
QUADRILLES—	
FIRST SET.....	36
DOUBLE QUADRILLE .....	41
THE LANCERS .....	43
THE DOUBLE LANCERS OF SIXTEEN.....	49
THE WALTZ .....	52
THE MAZURKA .....	53
THE CALEDONIANS .....	55
THE PRINCE IMPERIAL.....	57
WALTZES, POLKAS, ETC.—	
THE VALSE A TROIS TEMPS .....	58
VALSE A DEUX TEMPS .....	60
THE VARSOVIANA .....	61
THE POLKA .....	63

	<i>Page</i>
<b>WALTZES, POLKAS, ETC. (<i>continued</i>)—</b>	
THE REDOWA .....	66
THE POLKA MAZURKA .....	67
THE DANISH WALTZ .....	68
THE SCHOTTISCHE .....	69
THE CELLARIUS OR MAZURKA VALSE .....	71
THE GALOP .....	72
THE SPANISH DANCE .....	73
<b>COUNTRY DANCES—</b>	
LA TEMPETE .....	76
SIR ROGER DE COVERLEY .....	79
THE TRIUMPH .....	82
<b>COTILLIONS—</b>	
THE LOOKING-GLASS .....	83
THE RIBBON .....	84
THE SCREEN .....	85
THE HOOP .....	85
THE CUSHION .....	86
THE FLOWERS .....	86
THE POLKA .....	86
THE GIFT .....	87
<b>FRENCH TERMS USED IN DANCING .....</b>	<b>89</b>
<b>INDEX .....</b>	<b>93</b>





## THE BALL-ROOM GUIDE.

---

**I**T is in the Ball-room that Society is on its very best behaviour. Everything there is regulated according to the strict code of good breeding, and as any departure from this code becomes a grave offence, it is indispensable that the etiquette of the ball-room should be thoroughly mastered.

This etiquette has a wide scope, and embraces everything relating to giving, attending, and returning balls. It dictates the forms of invitation and the terms in which they are

to be accepted ; the appointments of the ball-room ; the toilets proper to it ; the demeanour of those assembled ; and the manner in which the implied amusement—that of dancing—shall be conducted.

Each of these topics, and others arising out of them, will be found treated of under different headings.\*

#### ARRANGEMENTS FOR A BALL.

Balls are of two kinds—public and private.

Those called public take various forms. There is the charity ball, military ball, county ball, race ball, hunt ball, subscription ball, and what may be termed the ordinary or simply public ball. These are generally given in public assembly rooms, and the admission is by ticket. More or less care is always taken to secure the selectness of these as-

\* The copious Index appended to this work should be referred to for any particular subject on which information is desired.

semblies. Sometimes lady patronesses are appointed, from whom it is necessary to secure vouchers for tickets ; sometimes a committee is thought sufficient, or tickets are obtained of gentlemen appointed as stewards, and who subsequently act as masters of the ceremonies in the ball-room, where, from their supposed knowledge of the company, they arrange introductions and so forth.

The etiquette of public balls is almost identical with that of private assemblies of the same kind, and it will be sufficient to observe here, that those attending them should, if possible, form their own parties beforehand. Ladies, especially, will find the comfort and advantage of this.

The rule as to giving private balls is this : that ball-goers should make one return during the season.

In giving this, you may imitate the vulgar among the higher classes, and have a "crush" as it is called ; but it is in far better taste to



restrict the number of invitations, so that all the guests may be fairly accommodated. The invitations should, however, be slightly in excess of the number counted on, as it is rare indeed that every one accepts. One-third more than the room will hold may generally be asked with safety. It is desirable to secure the attendance of an equal number of dancers of both sexes; but experience shows that to do this it is necessary to invite more gentlemen than ladies.

It is the lady of the house who gives a ball. The invitations should be in her name, and the replies addressed to her.

The invitations should be sent out three weeks before the time; but a fortnight is sufficient.

Printed forms of invitation may be obtained at every stationer's. The envelopes should be thick and good.

For friendly dances this form of invitation may be used :

*"Monday, Jan. 1st.*

"Mrs. — requests the pleasure of Mr. — company at an Evening Party on Monday, Jan. 21st.

"An answer will oblige.

*"Dancing."*

To this an answer should be returned within a day or two, and it may assume this form :

*"Wednesday, Jan. 3rd.*

"Mr. — has much pleasure in accepting Mrs. —'s invitation for Monday evening, the 21st inst."

Short or verbal invitations should never be given, even among relations and intimate friends: it is discourteous, as implying that they are of no importance, and is excessively rude.

It may be mentioned here, that married ladies are usually attended by their husbands; but the rule is not necessarily observed. Unmarried ladies should be accompanied by their mothers, or may be under the care of a *chaperon*, a married sister, or an elderly lady friend.

As to the ball-room : when there is a choice of rooms, one which is light, lofty, and well ventilated should be selected, if its size and proportions adapt it for dancing purposes. A square room is better than one which is long and narrow ; but a medium between these extremes is best ; above all, a ball-room should be well lighted, and have a gay or exhilarating aspect ; the paper on the wall, &c., be light, the window-curtains of a like description, and flowers and shrubs may often be introduced with advantage.

A good floor is essential to the enjoyment of dancing. When the carpet is taken up, care should be used that no roughness of surface is presented. In the houses of the aristocracy hours are often spent in polishing a floor with bees'-wax and a brush when a ball is to be given. A crumb-cloth, or linen diaper, thoroughly well stretched over a carpet, is the next best thing to a polished floor.

The question of music is important. If it

is a large ball, four musicians may be engaged—piano, cornet, violin, and violoncello. The cornet is often dispensed with in small assemblies, the violin and piano being sufficient. When the piano alone is used, however limited the number of guests, the hostess should secure the attendance of a professional pianist, because the guests ought not to be left to the mercy of those who happen to be present and can be prevailed on to play, while it often happens that those who oblige out of courtesy would prefer taking part in the dance.

The place occupied by the orchestra is understood to be the top of the room: it is not always convenient to adhere strictly to this rule in a private room, but it is generally the end farthest from the door. The point should be ascertained by the dancers, as, in quadrilles, the top couples lead off, and uncertainty leads to confusion.

Refreshments must of course be provided for the guests during the evening; and, as

nothing should be handed round in the ball-room, a refreshment-room is absolutely necessary.

The refreshment-room should, if possible, be on the same floor as the ball-room, because it is not only inconvenient, but dangerous, for ladies heated by the dance to encounter the draught of staircases, while it is most destructive to their dresses.

Provide in the refreshment-room wine, negus, lemonade, tea and coffee, ices, biscuits, wafers, cakes, and cracker bon-bons.

Supper should be laid in a separate room. What it should comprise must depend entirely on the taste and resources of those who give the ball. To order it from a good confectioner is the simplest plan, but is apt to prove somewhat expensive. If provided at home, let it be done on a liberal, but not vulgarly profuse scale. Substantial fare, such as hot soup, fowls, ham, tongue, turkey, &c., are absolutely necessary. Cups used for the soup

are sold for the purpose, resembling breakfast-cups. Jellies, blanc-mange, trifle, tipsy-cake, &c., may be added at discretion.

Nothing on the table should require carving: the fowls, pheasants, turkeys, and other birds should be cut up beforehand, and held together by ribbons, which only require severing.

Whatever can be iced should be served in that way.

If it is a ball of any pretensions, champagne and moselle should be provided, as those wines are now drunk by all classes; port and sherry of course, and it is well to add claret.

A lady should drink very little wine, and certainly not more than one glass of champagne; it also behoves gentlemen to be careful in this respect, as nothing is more odious or contrary to the usages of modern society than any appearance of excess in this particular.

The supper-room is opened about midnight, and is not closed till the end of the ball.

A cloak-room for the ladies must be pro-

vided, and one or two maids to receive shawls or cloaks, which they will place so that they may be easy of access ; they will also render any assistance in the way of arranging hair, repairing a torn dress, or any office of that kind. In this room there should be several looking-glasses, with a supply of hair-pins, needles and thread, pins, and similar trifles.

A hat-room for gentlemen must not be forgotten ; and it is best to provide tickets, numbered in duplicate, both for articles belonging to ladies and gentlemen left in the charge of the attendants. It is easy to have ready tickets numbered from *one* upwards, two of each number : one of these is pinned on to the coat or cloak as it is handed in, and the other given to the owner. By this means the property of each guest is identified, and confusion at the time of departure is prevented.

## LADIES' BALL-ROOM TOILETTES.

Fashion is so capricious and so imperative in the matter of dress, that it is difficult to give advice or instruction of permanent value upon this subject.

Still, there are laws by which even Fashion is regulated and controlled. There are certain principles in dress, approved by good taste and common sense, which cannot be outraged with impunity.

A lady, in dressing for a ball, has first to consider the delicate question of age; and next, that of her position, whether married or single.

As everything about a ball-room should be light, gay, and the reverse of depressing, it is permitted to elderly ladies, who do not dance, to assume a lighter and more effective style of dress than would be proper at the dinner-table, concert, or opera. Rich brocades, if



not sombre in hue, and a somewhat profuse display of good jewellery, are permissible.

The toilette of the married and unmarried lady, however youthful the former, should be distinctly marked. Silk dresses are, as a rule, objectionable for those who dance ; but the married lady may appear in a *moiré* of a light tint, or even in a white silk, if properly trimmed with tulle and flowers. Flowers or small feathers for the head.

Young unmarried ladies should wear dresses of light materials—the lighter the better. Tarlatane, gauze, tulle, areophane, net, the finest muslin, lace, and all similar fabrics, are available ; such dresses should be worn over a silk slip.

There is no restriction as to colours, except that they should be chosen with reference to the wearer. Thus, a blonde appears to most advantage in delicate hues, such as light blue and pink, mauve, white, and so forth ; arsenic green should be avoided as

injurious to health. The brunette should, on the contrary, select rich and brilliant colours.

Flowers are the proper ornaments for the head and dress. The French select them with reference to the season ; but this is not insisted on in England, and summer flowers may be worn at Christmas.

Ladies in deep mourning should not dance, even if they permit themselves to attend a ball. Should they do so, black and scarlet or violet is the proper wear. Where the mourning is sufficiently slight for dancing to be seemly, white, with mauve, violet, or black trimmings, flounces, &c., is proper.

White gloves befit the ball-room : in mourning they may be sewn with black. They should be faultless as to fit, and never be removed from the hands in the ball-room. It is well for those who dance to be provided with a second pair to replace the others when soiled, or in case they should split, or the buttons

should come off—accidents small in themselves, but sources of great discomfort.

As in the promenade, so in the ball-room, boots have greatly superseded the use of shoes; these are of white kid or satin.

All the accessories of the toilette—gloves, shoes, flowers, fans, and the *sortie du bal*, or, as it is commonly called, opera-cloak—should be fresh and new. Inattention in this matter spoils the effect of the most impressive toilette.

#### GENTLEMEN'S DRESS.

The attire in which alone a gentleman can present himself in a ball-room is so rigorously defined, and admits of so little variety, that it can be described in a few words.

He must wear a black dress-coat, black trousers, and a black waistcoat; a white neck-tie, white kid gloves, and patent leather boots.

This is imperative. The ball-suit should

be of the very best cloth, and of the latest style as to cut. The waistcoat may disclose a shirt-front, fine and delicately plaited ; small gold studs may be used with effect. Gloves, *white*—not straw-colour or lavender.

The hat is left downstairs.

Excess of jewellery is to be avoided: simple studs, gold *solitaire* sleeve-links, may be used, and a watch-chain, massive and with the usual charms and appendages.

Perfumes should be avoided as effeminate; if used at all, for the handkerchief, they should be of the very best and most delicate character, or they may give offence, as persons often entertain strong aversions to particular scents, as patchouli, eau-de-Cologne, &c.

#### ETIQUETTE OF THE BALL-ROOM.

At balls of a public character the “party,” of whatever number it may consist, enters the

room unobtrusively, the gentlemen conducting the ladies to convenient seats.

In a private ball, the lady of the house will stand near the door by which her guests enter, till all have arrived, in order to receive them with a smile, an inclination of the head, a passing remark, or a grasp of the hand, according to degrees of intimacy.

The master of the house and the sons should not be far distant, so as to be able to introduce to the lady any of his or their friends on their arrival. It is not necessary that the daughters should assist in the ceremony of reception.

Guests are announced by name at a private ball. As they reach the door, the servant calls out "Mr. and Mrs. ——;" "Mr. Adolphus ——;" "the Misses ——."

On entering the ball-room they at once proceed to pay their respects to the lady of the house, and may then acknowledge the presence of such friends as they find around them.

A programme of dances is given to the guests on their arrival.

The dances should, of course, be arranged beforehand, and it is convenient and inexpensive to have them printed on cards, the numbered dances on one side, and numbered lines for engagements on the other. A better plan is to have a card with dances on one page, and spaces for engagements on the opposite one. These shut together, and prevent pencil-marks being rubbed off. A pencil should be attached by a ribbon ; but gentlemen should make a mem. always to provide themselves with a small gold or silver pencil-case when going to a ball, so that they may be prepared to write down engagements. A pretty idea has been sometimes carried out at balls. It is that of having the order of dancing printed on small white paper fans—large enough for practical use—one being given to every lady on her arrival. The notion is charming, and the expense not great.

From eighteen to twenty-one dances is a convenient number to arrange for : supper causes a convenient break after, say, the twelfth dance, and if, at the end of the list, there is still a desire to prolong the ball, one or two extra dances are easily improvised.

A ball should commence with a quadrille, followed by a waltz. Quadrilles and waltzes, including *galops*, indeed form the chief features of the modern ball. A Polka, a Schottische, a Polka Mazurka, or even a Varsoviana, may be thrown in as an occasional relief in the country, just as a country dance is often tolerated as a finale ; but these dances are only tolerated.

As a guide, we append a copy of a *programme du bal* as used at Her Majesty's balls, given at Buckingham Palace, and, of course, followed as a guide in good society.

Programme.	Engagements.
1. <i>QUADRILLE</i> .....	1. ....
2. <i>WALTZ</i> .....	2. ....
3. <i>QUADRILLE</i> .....	3. ....
4. <i>WALTZ</i> .....	4. ....
5. <i>LANCERS</i> .....	5. ....
6. <i>GALOP</i> .....	6. ....
7. <i>QUADRILLE</i> .....	7. ....
8. <i>WALTZ</i> .....	8. ....
9. <i>QUADRILLE</i> .....	9. ....
10. <i>WALTZ</i> .....	10. ....
11. <i>QUADRILLE</i> .....	11. ....
12. <i>WALTZ</i> .....	12. ....
13. <i>LANCERS</i> .....	13. ....
14. <i>GALOP</i> .....	14. ....
15. <i>QUADRILLE</i> .....	15. ....
16. <i>WALTZ</i> .....	16. ....
17. <i>QUADRILLE</i> .....	17. ....
18. <i>WALTZ</i> .....	18. ....
19. <i>LANCERS</i> .....	19. ....
20. <i>GALOP</i> .....	20. ....

Formerly at public balls a Master of the Ceremonies was considered indispensable; but this custom is going out, and his duties are performed by the stewards, who are often



distinguished by a tiny rosette, or arrangement of a single flower and a ribbon in the button-hole. These superintend the dances, and gentlemen desiring to dance with ladies apply to them for introductions.

In private balls introductions are effected through the lady of the house, or other members of the family. Where there are daughters, they fitly exert themselves in arranging sets, giving introductions, and so forth—never dancing themselves until all the other ladies present have partners.

No gentleman should ask a lady to dance with him until he has received an introduction to her. This may be given through members of the family giving the ball, or the lady's *chaperon*, or one intimate friend may ask permission to introduce another.

The usual form of asking a lady to dance is, "May I have the pleasure of dancing this quadrille with you?" Where there is great intimacy, "Will you dance?" may suffice.

Accept with a bow. To decline with delicacy, and without giving offence, is more difficult. "I am engaged," suffices when that expresses the fact ; when it does not, and a lady would rather not dance with the gentleman applying to her, she must excuse herself as well as she can, but it is in good taste for her not to dance at all in that set.

The slightest excuse should suffice, as it is ungentlemanly to press a lady to dance.

Ladies should take special care not to accept two partners for the same dance. Gentlemen should not forget to ask the daughters of the house.

When a lady has accepted, the gentleman offers her his right arm, and, if it be for quadrilles, proceeds as directed under the head "Quadrilles—First Set.

A slight knowledge of the figure is sufficient to enable a gentleman to move through a quadrille, if he is easy and unembarassed, and his manners are courteous ; but to ask a lady

to join you in a waltz, or other round dance, in which you are not thoroughly proficient, is an unpardonable offence.

It is not necessary to bow to the lady at the end of a quadrille—in fact, anything like formality is now discountenanced ; it is enough that you again offer her your right arm, and walk half round the room with her. You should inquire if she will take refreshments, and if she replies in the affirmative, you will conduct her to the room devoted to that purpose, where it is good taste on the part of the lady not to detain her cavalier too long, as he will be anxious to attend to his next engagement, and cannot return to the ball-room until she is pleased to be escorted thither, that he may resign her to her *chaperon* or friends, or to the partner who claims her promise for the next dance.

A lady should not accept refreshments from a stranger who dances with her at a public ball.

The gentleman who dances with a lady in the last dance before supper conducts that lady to the supper-room, attends on her while there, and escorts her back.

At a private ball, the lady of the house may ask a gentleman who is not dancing, to take a lady down to supper, and he is bound to comply, and to treat her with the utmost delicacy and attention.

When there is not room for all the guests to sit down to supper, the gentleman will not sup with the ladies, but stand by and attend to them, permitting himself a glass of wine, but taking a subsequent opportunity to secure his own refreshment.

One or two hints on Conduct may be here grouped together. Never forget an engagement—it is an offence that does not admit of excuse, except when a lady commits it, and then a gentleman is bound to take her word without a murmur. It is not the *mode* for married persons to dance together. Engaged

persons should not dance together too often : it is in bad taste. Gentlemen should endeavour to entertain the ladies who dance with them with a little conversation, or something more novel than the weather and the heat of the room ; and in round dances they should be particularly careful to guard them from collisions, and to see that their dresses are not torn.

Assemblies of this kind should be left quietly. If the party is small, it is permissible to bow to the hostess ; but at a large ball this is not necessary, unless, indeed, you meet her on your way from the room. The great thing is to avoid making your departure felt as a suggestion for breaking up the party, as you have no right to hint by your movements that you consider the entertainment has been kept up long enough.

Finally, let no gentleman presume on a ball-room introduction. It is given with a view to one dance only, and will certainly not

warrant a gentleman in going further than asking a lady to dance a second time. Out of the ball-room such an introduction has no force whatever. If those who have danced together meet next day in the street, or the park, the gentleman must not venture to bow, unless the lady chooses to favour him with some mark of her recognition; if he does, he must not expect any acknowledgment of his salutation.

With these introductory instructions, we will now proceed to describe the dances now in vogue, according to the best and most valuable authorities.

After a private ball, it is etiquette to call at the house, or leave a card soon after.\*

\* On this and similar points consult Warne's "Etiquette of Good Society for Ladies," and "Etiquette of Good Society for Gentlemen."

## Ball-room Dances.



THE Quadrille, though generally considered the slowest of dances, is, perhaps, about the pleasantest and most sociable ever contrived; and, despite the contempt with which many violent advocates of the *Deux Temps* and *Galop* are inclined to regard it, we still continue to look upon the old-fashioned "First Set" as the great institution of the ball-room. It is pleasant in many ways, for it allows scope for those whose dancing capabilities are not of the highest, and affords a grateful rest for those who have just heated themselves with the rapid whirl of a round dance. It has also the advantage of being suitable for even the oldest and the most demure visitor in the room, as well as the youngest and most lively, and, from the intervals occurring during the figure, opportunity is given for agreeable conversation with your partner.

Two sets of quadrilles hold possession of the ball-room. These are known as the First Set and the Lancers.

They vary considerably, but the term Quadrille is applicable to both.

Before describing the figures of these dances, there are one or two rules which we should wish to mention—their observance tending greatly towards the proper achievement of the quadrille.

A general misunderstanding seems to exist as to the position of the “top,” or principal couple in the quadrille, to which we have already referred. The best rule to observe is this: Taking a room lengthwise, the “top couple” should always have the fireplace on their right, and the top couple of the sides are those on the right of the top couple of the set. If this simple rule be rigidly adhered to, much confusion may be avoided.

The quadrilles of the present day are so simple, and have really so little absolute danc-



ing in them, that no gentleman should think of asking a lady to dance them with him unless he is perfectly conversant with the figure, as, if he is ignorant on this point, he not only spoils the pleasure of his partner, but frequently that of his *vis-à-vis*. If he has any misgivings as to his proficiency, it would be better for him to take a place at the sides, so as to have the advantage of seeing the figure performed first by the top and bottom couples. As the quadrille is now generally "walked" through in a manner almost verging on listlessness, and any attempt at "doing your steps" rigidly tabooed, it is of the utmost importance that a perfect knowledge of the figure should be acquired, and this, with a correct ear for time and tune, will enable anybody to dance the quadrille with satisfaction.

When the gentleman has engaged his partner, he should at once try to secure a *vis-à-vis*. This should be done promptly, as the "sets" are frequently so soon made up that he may

find himself standing in an incomplete set, and have the mortification of having to lead his partner back to her seat again. A gentleman cannot be too careful on this point, since having once engaged a lady for a particular dance, he is bound in all honour and courtesy to dance it with her.

Having secured his *vis-à-vis*, he should at once lead the lady to the post of honour—namely, the top of the quadrille—placing her always on his right hand. Should the lady have her cloak, he should offer to assist her to remove it, and at once place it somewhere near at hand, in order that it may be recovered immediately at the conclusion of the dance.

It would be well to remember that the music for the quadrille is divided into eight bars for each section of the figure—thus, two steps should be taken to each bar, and every movement consists of eight or of four steps.

With these few preliminary observations, we

will commence our description of the figures of the oldest and most frequently danced quadrilles.

---

## Quadrilles.

---

### FIRST SET.

#### *First Figure.—Le Pantalon.*



THE top and bottom couples cross to each other's places in eight steps (four bars), returning immediately to places, completing the movement of eight bars. This is called the *Chaine Anglaise* (i.e., opposite couples right and left), and in performing it the gentleman should bear in mind always to keep to the right of the *vis-à-vis* lady in crossing.

Formal "setting" to partners is gone out ; but you may turn your partners (second eight

bars). Here follows "ladies' chain" (eight bars more). Each gentleman takes his partner by the hand and crosses to opposite couple's place (four bars): this is called, in ball-room parlance, "half promenade." Couples then recross right and left to their places without giving hands (another four bars), which completes the figure. The latter eight bars of this figure are frequently now danced with the *galop* step.

The side couples repeat as above.

When there are more than two couples, either at the top or side, it is customary—observing our rule with regard to "top couple"—to alternate the arrangement in order to give variety to the dance. Thus the lady who is at the top of the quadrille in her own set finds her *vis-à-vis* in the adjoining set occupying that position.

### *Second Figure.—L'Eté.*

This figure is generally danced now in the manner known as *Double l'Eté*. Top and bot-

tom couples advance and retire (four bars), then changing places with their *vis-à-vis* (making eight bars) ; but omitting to cross over as in the *chaine Anglaise*. Again advance and retire (four bars) back to places, set to partners, and turn partners. This completes the figure. The side couples repeat.

There are some people who still adhere to the old way of dancing this figure, so to prevent any confusion it would be well to have an understanding with your *vis-à-vis* on the subject before commencing. It is danced as follows :

All the top ladies and their *vis-à-vis* gentlemen advance four steps and retire, then repeat the movement, making the first eight bars. Top ladies and *vis-à-vis* gentlemen change places ; advance four steps and retire ; recross to partners, who set to them as they advance. Turn partners. This completes the first part of the figure, which is finished by the second ladies and top *vis-à-vis* gentlemen going through the same evolutions.

The sides repeat.

*Third Figure.—La Poule.*

Top lady and *vis-à-vis* gentleman change places; return immediately, giving the left hand (eight bars) and retaining the grasp, their own partners falling in on each side, and forming a line, each with their faces different ways. In this manner, all four *balancez quatre en ligne* (set four in a line), half promenade with partner to opposite place; top lady and *vis-à-vis* gentleman advance and retire four steps (second eight bars). Both couples advance together and retire, then cross right and left to places (third eight bars). Second lady and *vis-à-vis* gentleman go through the figure.

Side couples repeat.

*Fourth Figure.—La Pastorale.*

Top gentleman takes his partner by left hand; they advance and retreat; advance again, leaving the lady with *vis-à-vis* gentleman, and retiring to his own place. *Vis-à-vis* gentleman now advances four steps and re-

treats the same, holding each lady by the left hand ; again advancing, he leaves the two ladies with the top gentleman, who once more advances. They then all join hands in a circle, go half round, half promenade to opposite places, returning right and left to their own.

Second couples and sides repeat.

The above is a figure mostly in vogue, but occasionally *La Trenise* is substituted, so we venture to indicate the figure as follows :

The top couple join hands, advance and retreat four steps. They again advance, and top lady is then left with *vis-à-vis* gentleman, her partner retiring to his own place (first eight bars). Both ladies cross to opposite side ; gentleman advances to meet his partner, whilst the *vis-à-vis* lady returns to hers (second eight bars). Set to partners, and turn partners to places.

Second couples and sides repeat.

*Fifth Figure.—La Finale.*

This figure is usually commenced with the

*grand rond* (great round) — *i.e.*, the whole quadrille — tops, bottoms, and sides — join hands, and advance and retreat four steps. (The old plan of the whole quadrille taking one turn round the figure in *galop* steps is rather gone by, though even now it is occasionally so danced in some circles.) Each gentleman then takes his lady as if for a *galop*: advance and retreat four steps, then cross to opposite places. Advance and retreat as before, and return to own places; ladies' chain, concluding with the *grand rond*.

Side couples repeat.

Occasionally *L'Eté* is introduced, the *grand rond* being introduced between each division of the figure. We, however, give the above, as being not only the most popular, but by far the prettiest and most spirited figure for *La Finale*.

## DOUBLE QUADRILLE.

There is a variation of the First Set, known as Coulon's Double Quadrille, which is some



times danced to secure an agreeable variety during a ball. It requires the ordinary quadrille music, but only half that usually played to each figure.

1. *Le Pantalon*.—The peculiarity is, that all the couples, sides as well as top and bottom, start at once. Double *chaine Anglaise*: sides outside first and second couples. All couples set and turn. Ladies' hands across, first right hand and then left, and back to places. Half promenade. First and second couples, *chaine Anglaise*; third and fourth, *grande chaine* round them to places.

2. *L'Eté*.—Common single *L'Eté*, with this difference, that first lady and first side lady commence at the same time to perform the figure with their gentlemen *vis-à-vis*. Lady of second couple and second side repeat, with gentlemen opposite.

3. *La Poule*.—Similar arrangement to that in last figure; the two couples setting in cross lines.

4. *La Pastorale*.—The top couple dance with the right side couple; the bottom, with

the left. The sides repeat, with top and bottom couples in like manner.

5. *Finale*.—Galopade round, top and bottom couple continuing it to centre of figure and back, then sides advance to centre and back, and, as they retreat, top and bottom couples galopade into each other's places. Side couples do the same. Then repeat figure until all have regained their own places. Double *chaine des dames*, and galopade round. Figure repeated, sides commencing ; the *galop* concluding.

## THE LANCERS.

Undoubtedly the most popular quadrille after the First Set is the Lancers—indeed, we are almost inclined to fancy that it is the most popular of any quadrilles. Many years ago this dance was a great favourite, but, owing to the freaks of fashion, it lapsed into obscurity, and was seldom, if ever, danced. We believe praise is due to the Empress

Eugénie, to whom we are indebted for many things beside crinoline, for the re-introduction of this best of quadrilles into the modern ball-room.

The Lancers are more intricate and complicated than the First Set, hence it behoves those who essay to perform them to be especially careful to be quite perfect in the figure—bearing in mind that a single mistake will frequently spoil the entire quadrille. But once having thoroughly mastered the figure, the dancer will never forget it, for we know of no tunes which so completely suggest the figure as the old-fashioned music of the Lancers, which we are glad to see keeps its place in the ball programme, despite several attempts to introduce a variety of questionable compositions under the guise of *New Lancers*.

### *First Figure.*

Top lady and *vis-à-vis* gentleman advance and retire; advance again; join hands, and turn and retire to own places (first eight bars).

Top couple join hands and cross to opposite side, opposite couple crossing outside them. The same reversed, and retire to places (second eight bars). All set to corners, each gentleman turning his neighbour's partner back to her place (third eight bars).

Second couple repeat the above, followed by the sides.

*Second Figure.*

Top gentleman takes his partner by the left hand; advance and retire; advance again, leaving her in the centre of the quadrille, and retire to his place (first eight bars). *Chassez croisez*, and turn to places (second eight bars). Side couples join, top and bottom couples making a line of four on each side; advance and retire four steps; advance again, each gentleman turning partner to place.

Second couples and sides repeat.

*Third Figure.*

The four ladies advance to the centre, wait for the music, and make a slow, profound

courtesy to each other \* (first eight bars). Ladies all give their right hands across to each other, go half round, then giving left hands, return round to places (second eight bars). During this, each gentleman follows his partner round the outside of the circle. This figure is repeated four times; at the second and last times the gentlemen all advance, bow to one another, and then bow to their partners, who immediately fall in and go through the evolution as described above, which is known as the *moulinet* (turnstile).

The following is the old way of dancing the third figure, which is occasionally used even now. Top lady advances four steps, meeting *vis-à-vis* gentleman. They stop for a bar or two and make a profound bow, as above (first eight bars). The four ladies then do the *moulinet*, and back to places (second

\* This courtesy frequently occupies a bar or two, and care should be taken to follow the music performed perfectly in time, otherwise the effect of this figure is spoilt.

eight bars). Second couples and sides repeat, the *moulinet* being performed after each.

*Fourth Figure.*

Top gentleman leads his lady by the left hand to the couple on their right, to whom they bow, crossing over immediately to the left couple and do the same. At the same time, the second gentleman takes his lady in a similar manner to the couple on his right, and crosses over to the opposite couple (first eight bars). All the couples then *chassez croisez* right and left. Turn partners to places (second eight bars). Top and bottom couples cross right and left, and back to places (third eight bars). This figure is repeated three times more, the second, third, and fourth couples having the privilege of commencing it in their order.

*Fifth Figure.*

This figure commences with the music, only one preparatory chord being sounded, so each gentleman should stand with his right hand in that of his partner ready to start. It begins

with the *grande chaîne*; that is, each gentleman gives his right hand to his partner, presenting his left to the next lady, and so on alternately right round till all have once more reached their places (sixteen bars). Top couple form as if for a *galop*, taking one turn round, returning to their places with their backs to their *vis-à-vis*. Third, fourth, and second couple fall in behind them in the order indicated (third eight bars). All *chassez croisez*. Top lady leads off to the right and her partner to the left—each respectively followed by all the couples—till they reach the bottom of the quadrille, where they join hands and promenade back to places. They then fall back into a line on each side, four gentlemen and four ladies facing one another (fourth eight bars). Each line then advances and retreats at the same time. Turn partners to places (fifth eight bars); and finish with the *grande chaîne*.

Second couples and sides repeat.

## DOUBLE LANCERS OF SIXTEEN.

*First Figure.*

Eight couples stand in a square of two couples on each side. Two top ladies and their *vis-à-vis* gentlemen advance and retire, and turn with right hands to places. The leading couple at the top, and leading couple at reverse corner at bottom, join hands and cross over, while the opposite couples cross *outside* them to their places. The leading couples return to their places outside the opposite couples who have joined hands, and thus return to their places. Each gentleman sets to the lady on his left, and the lady to the gentleman on her right, and turn.

Repeated by all the dancers.

*Second Figure.*

The top and bottom leading couples advance and retire. They advance again, and leave the ladies in centre, each opposite her partner. They *chassez croisez*, and then turn to places. Sides divide and fall back right and



left. All join hands in two opposite rows. Turn partners to places.

Repeated to end of figure.

### *Third Figure.*

Eight ladies advance and courtesy slowly to music; then take the nearest hand of the lady on each side of them; move half-way round in a circle to the left, then back in the same way, and retire to their places. During this the gentlemen join hands, forming a circle, and move round to their left as quickly as possible, so as to be in their places at the same time as their partners. Then the gentlemen advance to the centre and turn towards their partners, bowing slowly to them, join arms, move round to the left in a circle until they arrive opposite their places—the ladies walking a short way to the left, and then back to their places.

### *Fourth Figure.*

Leading top couple set to the side couple on their right, cross to left, *chassez croisez* with couple to left—return to places. The leading

bottom couple in reverse corner do the same.

Top and bottom couples right and left.

Same repeated by sides.

### *Fifth Figure.*

Every alternate couple step inwards, so as to form an inner line or set—top gentleman signifying who is to be of the “inner,” who of the “outer” set. Hands should be held ready for the grand chain, which is performed by both inner and outer circle at the same time. Top lady and gentleman of the top four, and lady and gentleman of the reverse corner of opposite or bottom four, promenade inside figure, returning to places with their backs to their *vis-à-vis*; side couples fall in, forming four lines of four ladies and four gentlemen, all *chassez croisez*; the ladies and gentlemen then turn off from each other down the room: they meet at the bottom of the room, and follow the leading couple to the top, joining hands. They then divide into two lines—one of ladies, one of gentlemen; advance and

retire ; turn partners to places, either in or out, and then grand chain.

Repeated by each couple.

## THE WALTZ QUADRILLES.

### *First Figure.*

Leading and opposite couples right and left. The same couples set and turn partners half round with right hands. Again set and turn back to places, giving left hands. All *poussette* round to places.

### *Second Figure.*

Leading couple promenade within the figure, and turn partners into places. Ladies' chain. All promenade quite round.

### *Third Figure.*

Leading and opposite couples cross over, giving right hands. The side couples do the same. All set, and turn partners half round. All promenade to places ; all *poussette* quite round to places.

## THE MAZURKA QUADRILLES.

*First Figure.*

Half round to the left and back, *holubiec*. First couple promenade, and stop facing the second couple. First lady passes round her partner ; at the same time the first gentleman sets forward and back, turn to places.

The other couples repeat the same.

*Second Figure.*

Half round to left and back, *holubiec*. First gentleman leads his partner to second couple, hands four and back ; turn to third couple, hands across and back ; to fourth couple, hands four and back—turn to places.

The other couples repeat the same.

*Third Figure.*

Half round to the left and back. The first couple promenade round ; the gentleman passes his lady to the left without quitting her

hand, and takes the hand of the second lady on his right hand. The two ladies join hands behind the gentleman, and in this position they execute a promenade of three. The gentleman bends, and steps back under the ladies' joined hands, by which movement his own becomes crossed ; hands three round and back ; first couple turn to places.

The other couples repeat the same.

#### *Fourth Figure.*

Half round to left and back. The first couple promenade ; the gentleman conducts his lady to the centre ; he then executes a chain (*à la Bolongere*) successively with the second, third, and fourth ladies, in which his partner joins each time ; after which he leads her to her place.

The other couples repeat the same.

#### *The Finale*

Consists of the grand round and grand chain.



## THE CALEDONIANS.

This quadrille, though formerly very fashionable, has of late fallen into disfavour, and is seldom met with at private balls nowadays. Wishing, however, to make our manual as comprehensive as possible, we venture to append a sketch of the figures.

*First Figure.*

First couples and their *vis-à-vis* hands across and back again. Set to partners and turn partners. Ladies' chain. Half promenade to opposite places, and half right and left back again. Side couples repeat.

*Second Figure.*

First gentleman advances and retires twice. Set to corners and turn. Each lady then passes to her neighbour's place, the lady passing to the right and the gentleman to the left. All then promenade round with fresh partners. The other gentlemen repeat as above till each

lady is brought back to her original partner, in her own place.

*Third Figure.*

First lady and opposite gentleman advance and retreat; advance again and turn with both hands to places. Top couple lead between second couple, with hands joined, and back again, allowing the second couple to pass inside them. Set to corners and turn. All join hands, advance and retreat; turn partners to places.

Second couples and sides repeat.

*Fourth Figure.*

First lady and *vis-à-vis* gentleman advance four steps and stop; second lady and first gentleman do the same. Each gentleman turns partner to place. All the ladies then move to the right and the gentlemen to the left, to their neighbours' places—four steps. Another four steps, and they meet their original partners. Promenade and turn to places.

Second couples and sides repeat.

*Fifth Figure.*

Top couple promenade round. Four ladies advance to centre, courtesy, and retire. Gentlemen advance and retire in a similar manner. Set and turn partners. Grand chain half round, promenade to places, and turn partners. All *chassez croisez*, and retire to places. Second couple and sides repeat, and the whole is concluded with grand promenade.

## THE PRINCE IMPERIAL.

This is a new form of quadrille, of Parisian origin. It is affected at dancing academies, but has failed to secure a place in the ball-room. The figures are complicated, but not inelegant. As the dance is so rarely given, it would be superfluous to describe them.



## Waltzes, Polkas, &c.

---

### THE VALSE À TROIS TEMPS.



HIS is the "old valse," as it is called, that which is always implied when "*the valse*" is spoken of, and we place it first on our list; as, after being thrust aside by novelties, it is fast recovering its place as first favourite, and is already extensively adopted in preference to its faster and more modern rival, the *Deux Temps*. The *Trois Temps* is much more graceful, and requires more skilful dancing.

In this valse the time is three-quarter : in each bar there are three steps to three beats of the time. The gentleman takes his partner round the waist, in the same manner as for the Polka and all other round dances.

(First beat) Pass your left foot backwards in the direction of the left. (Second beat) Pass your right foot past your left in the same

direction, care being taken to keep the right foot in the rear of the left (third beat), and then bring the left up behind the right, completing ONE BAR.—(First beat) Pass right foot forwards towards the right. (Second beat) Pass left foot forward, still towards the right (third beat), and bring right foot up, turning at the same time on both feet and completing the turn, TWO BARS.—Always conclude with the right foot in front, in order to be ready to commence with the left. The above description is intended for the gentlemen, as they invariably commence on the left foot: for a lady, if “right” is substituted for “left” in the foregoing, it will be found to be equally applicable. The usual progression of all vales is from the gentleman’s left to right; but a good dancer should be able to valse equally well in the reverse direction, as it affords an agreeable change for his partner, and gives a pleasing variety to the dance.

## VALSE À DEUX TEMPS.

This valse has certainly held its position as the autocrat of the ball-room for many years past, and there are few valsees more graceful than this when it is really well danced. Unfortunately, there are few dances which have amongst their pledged admirers such a vast assemblage of bad dancers as the *Valse à Deux Temps*. Its rapid *temps* induces many to rush into it without having sufficiently mastered its mysteries; and we have often seen rash youths dragging their partners round in a wild scramble, with a total disregard of time and step. Probably this circumstance has contributed not a little to the decrease in popularity of this once all-powerful dance. It must be borne in mind that in this valse there are but two steps in the bar of three notes.

(First beat) Slide in the direction of the left with the left foot. (Second and third beats) *Chassez* to the left with the right foot, remembering not to turn—FIRST BAR. (First

beat) Pass right foot to the rear whilst turning half-round. (Second and third beats) Pass left foot behind the right foot, *chassez* forwards, completing the turn—SECOND BAR.

The great principle to be observed in all valse is to dance them smoothly and evenly with the sliding step or *glissade*. All jumping or hopping should be at once discarded as eminently ungraceful. We hear of a New Valse which, it is said, will shortly be the rage, but as yet it has scarcely obtained sufficient standing for us to do more than cursorily notice it. The time is somewhat slower than the common valse. The following is the step:—Place the left foot down, making two *glissades* with the right—FIRST BAR. Repeat the above, falling on the right foot and making two *glissades* with the left—SECOND BAR.

## THE VARSOVIANA.

This dance is seldom danced now, though it formerly had a sort of ephemeral popu-

larity. We always considered it as rather a boisterous sort of performance, and more suitable for the casino than the private ball-room. The following, however, will convey a distinct idea of the step.

### *First Part.*

Pass the left foot towards the left, followed by the right foot in the rear, twice (first bar). Repeat (second bar). During the turn execute one Polka step (third bar), and bring your right foot to the front, and wait one bar (fourth bar). Begin as above with your right foot, consequently reversing the order of feet throughout the step.

### *Second Part.*

Commence with left foot, one Polka step to the left, turning partner (first bar). Right foot to the front, and wait a bar (second bar). Polka step, right foot towards the right, and turn partner (third bar). Left foot to front, wait one bar (fourth bar).

*Third Part.*

Three Polka steps, commencing with left foot, towards the left (three bars). Right foot to the front, and wait one bar (four bars). Repeat, beginning with right foot (eight bars), making in all sixteen bars, into which the music for this dance is always divided.

## THE POLKA.

The Polka has had its day. The aristocracy have quite discarded it; it is just tolerated in the ball-room, but should not be given more than once during an evening.

Brief directions will convey the manner of dancing the Polka as now practised; but no one should attempt it without previous instruction, as everything depends on the grace with which it is executed.

Those who have learned the dance will pardon our pointing out one or two vulgarisms which it is easy to fall into. A hopping or jumping movement is singularly ungraceful;

so is the habit many have of kicking out their heels, to the endangerment of the shins of other dancers. The feet should scarcely be lifted from the ground—the dancers sliding rather than hopping—and the steps should be taken in the smallest compass and in the very neatest manner. Again, the elbows should not be stuck out, nor the hands extended at arms' length, or placed upon the hip.

After going through several mutations, the Polka has come to be danced with a circular movement only, in that respect resembling the valse. This is the manner of it, supposing a gentleman to be the dancer :

You will clasp your partner lightly round the waist with your right hand, and take her right hand in your left, holding it down by your side, without stiffness or restraint. The lady places her left hand on your shoulder, so that you may partially support her.

Remember that the Polka is danced in three-four time, and that there are four beats to each bar. Three steps are performed on the first three beats ; the fourth is a rest.

*The Step.*

*1st Movement (for the gentleman).*—Commence with a slight spring on the right foot, sliding left foot forward with a slight bend of the knee, the heel of the left foot parallel with the right instep.

*2nd Movement.*—Bring the right foot up to the left, and the instant it touches the ground raise the left.

*3rd Movement.*—Fall on the left foot and raise the right.

*4th Movement.*—Spring with the left foot, sliding the right forward, and proceed again to the first movement.

*The Figure.*

A complete circle, which to a spectator has the appearance of inextricable confusion ; and within this outer or grand circle, a smaller one, formed by the reverse movement—the dancers executing such a continuous series of circles around each other.



## THE REDOWA.

The gentleman having led his partner to the circle, the couple assume, for a moment, a *third* position—the lady's right foot slightly advanced, and the gentleman's left foot a little more forward than the step taken by his partner ; then, in proper music time, proceed to

*The Forward Movement.*

The lady springs on the advanced foot, and brings it up behind the left foot, raising the left foot at the very moment its fellow touches the ground. Then slide the left foot forward, slightly bending the knee in the movement. A slight hop will bring the right foot up to the left; again sliding the left foot half a length in advance. Another spring will give time enough to enable the dancer gracefully to bring the left foot behind the right. Now, with a slight hop, raise and advance the right foot; with a slight bend of the knee, bring the left foot up to the right with a spring,

still keeping the right foot forward, in readiness to repeat the movement, as at the commencement.

The gentleman commences with his left foot, marking well the first and third crotchet in the *bar* at starting, and taking, as it were, the step sufficiently in advance of his partner, and turn.

Having continued this first exercise as long as their inclination or the example of other dancers permits, the couple will proceed to

### *The Circular Movement.*

The lady sliding her right foot forward, and the left backward; the gentleman executing the evolution *vice versa*.

## THE POLKA MAZURKA.

The gentleman slides his left foot aside; he then brings up his right foot to the left to the first position, then taps the heels together while off the ground, without turning during

these few movements ; he then slides his left foot, after which he brings up his right with a slide, then springs on his left foot, at the same time turning half round with the right foot up behind ; the same six movements repeated, beginning with the right foot.

The lady commences the dance by sliding her right foot to the right.

The figures *à la* Polka.

## THE DANISH WALTZ.

### *First Figure.*

Lady's step, *glissade* forward right foot, rise, and bring the left foot up to the first position, this movement made four times (four bars) ; the gentleman commencing with the left foot ; the couple retire with eight *chassez* (four bars) —first figure repeated.

### *Second Figure.*

Valse step eight times (sixteen bars) ; re-

commence from the first figure, and continue *ad libitum*.

## THE SCHOTTISCHE.

This is, if possible, danced less than the Polka in the upper circles. It is deemed irretrievably vulgar. With children and young persons it is, however, still a favourite, and therefore we give a description of the manner in which it is danced.

It must be premised that, like the Polka, it has long been shorn of its most characteristic features. It used to be the *mode* to take four steps to the left and back again, in a straight line—the consequence being that different couples came into violent collision: this is now exploded—so is the hopping movement, of which the second part of the step consisted, and which, if badly executed, was so ungraceful.

The Schottische is danced in two-four time, the first and third beat in each bar being

slightly marked. The slower the time is played, in moderation, the more pleasing the effect.

The gentleman takes the lady's waist and hand, as in the Polka, and starts off with the design of moving in circles ; he slides forward the left foot, and, as it stops, brings the right up to it smartly ; slides the left forward again, and gives a spring on it, while he raises the right foot, and points it ready to start off with that, and repeat these movements. They may be continued without variation, the dancers revolving as in a valse, if it is agreeable to the lady ; but she may prefer that it should be continued as formerly danced. Then, when the first step had been performed eight times—that is, four starting with the left foot and four with the right, alternately—the second part of the figure commences. This consists of four double hops. Take two on the left foot, half turning at the same time, then two on the right, completing the round. Repeat this ; resume the first step for two bars ; and so on throughout. But the *Valse à Deux*

*Temps* step is now generally substituted for the hops, and, indeed, when a Schottische is played, good dancers often use that step throughout it.

### CELLARIUS OR MAZURKA VALSE.

This graceful dance is sometimes, though rarely, introduced as a feature in the *programme du bal*; we therefore give a description of the step, premising that it is not a dance to be learnt from a book, and that what we here set down is only intended to refresh the memory of those who have learnt it, but who, from its being so seldom danced, are likely to forget some one or more of the movements of which it is composed.

The time is that of the *Valse à Trois Temps*, but the more slowly the dance is played, the more graceful is the result.

The gentleman having half-encircled lady's waist with right hand, takes her right hand in his left, slides forward with left foot, and hops

twice on it ; then slides with right foot and hops twice on that. Repeat this for sixteen bars, letting the movement be circular, as in the valse, and getting half round during the two hops on each foot, the four completing the circle.

As formerly danced, there followed a movement which may be described as springing on each foot in succession, striking the heels together, sliding, and so on ; but this showy performance has gone out.

At present, the dance concludes with a *valse en glissade* strongly marked.

## THE GALOP.

In concluding our notice of the round dances—not merely those which are fashionable, but even those that can by any possibility occur in any modern ball-room—we cannot do better than describe the *Galop*. This is undoubtedly one of the fastest of dances, and, from its life and spirit—also from the

circumstance of its always being allied with the most dance-compelling music—it has always been, and, we venture to say, will long continue to be, a great favourite.

The *tempo* of the Galop is two-four, but the step resembles, as nearly as possible, that of the *Valse à Deux Temps*. The great rapidity of this dance requires the utmost care to prevent (as we remarked with regard to the *Deux Temps*) its degenerating into a mere scramble. A good dancer should be able to introduce into the Galop every variety of reverse movement.

## THE SPANISH DANCE.

In spite of time and novelty, the Spanish Dance has maintained its position as a favourite. It has outlived a score of younger rivals, including, we suppose we may say, the dashing Polka and the lively Schottische, and, though not much danced, it is still deemed respectable, though it should not be danced more than once during an evening.



Waltz music is adapted to this dance, though it should be played slower, and there are one or two tunes which have always been favourites as specially suited to it. The waltz step is also used.

The couples are arranged in long parallel lines, as if they were standing up for a country dance. The lines may, if it is more convenient, take a circular form. But there is a peculiarity of arrangement which must be attended to at the outset. The top gentleman stands on the ladies' side, and the top lady on that of the gentlemen, and if every fourth lady and gentleman exchange places in like manner, the dance can commence simultaneously all down the line, instead of all the couples having to wait until the first couples have gone through their prescribed movements.

It commences in this way : The first gentleman and second lady of each set of four *balancez* or set to each other in the waltz step and change places ; the first lady and second gentleman do the same and at the same time.

First gentleman and his partner set and

change places, second gentleman and partner do the same.

First gentleman and second lady set and change as before, first lady and second gentleman ditto.

Then first gentleman and second lady set to their respective partners, as before, and change, each resuming their original position.

All four join hands in the centre, advance, retire, and change places as before—ladies passing to the left. This is done as in the preceding figure, four times.

Next, each gentleman takes his partner, and the two couples valse round each other two or three times, ending by the second lady and gentleman taking their places at the top of the line, while the top couple go through the same figures with the third lady and gentleman, with the fourth, and so proceed to the end of the line, where they remain ; and if the dance consists of from sixteen to twenty couples, they will not be sorry for the rest there accorded them.

The couples should be told off in fours—

say four, eight, sixteen, twenty, and so on ; and there should be no odd couples—*e.g.*, six, ten, fourteen, will not do—only causing confusion.

## Country Dances.

---

### LA TEMPÊTE.



HIS may be described as the novelty and rage of a past season. Imported from Paris, it took the town for awhile, and having a good deal of life and dash about it, the figure survives as a pleasing novelty in country houses and similar retreats where people indulge in dancing for its own sake. *La Tempête* is amusing and very lively, but requires to be well done to produce a pleasing effect.

When this is to be danced, four gentlemen select partners, as for a set of quadrilles. A

second, third, and fourth party of eight may also be made up; the only limit being the size, and particularly the length, of the room.

Take places as for a set of quadrilles, without sides—that is to say, the two couples stand side by side, and face the two opposite couples. Close to the set thus ranged at the top of the room, comes the second set, then the third, and so on, in lines, so that though the dance extend down the entire room, it is only two couples in breadth, and the dancers in each set have their backs to those dancing in that next it.

The dance is in two parts.

1. The couples join hands, and advance and retire twice, using the quadrille step. Top couples (in each set) cross, still with joined hands, taking the places of bottom couples, who cross at the same time, but, separating, pass outside the others to the top, when they join hands, return to their own places, and back again; while the top couples, having

separated, cross outside the second couples, then join hands again, and all return to places. Next lady and gentleman in middle of each line give hands to their *vis-à-vis*, and these four do half round to left, ditto right to places; at the same time, the outside lady and gentleman in each line gives hand to the lady or gentleman opposite, and then half left, and back to places, forming two small circles, one on either side the central circle of four. Next, all three circles hands across and round, change hands, round again, and back to places.

2. Lines advance, retreat, and again advance. Top couples pass through the line formed by their *vis-à-vis*, the bottom couple, and so get into the next line, when they repeat the movements of the first part with fresh *vis-à-vis*, their former ones having meanwhile taken their places and turned round, waiting till they are faced, and can repeat the figure also. This will occur at the second movement, for which those at both ends of

the figure have to wait. This goes on until all the top couples have passed to the bottom of the figure, while, of course, those originally at that end have reached the top. The process is then reversed; all turn and go through the movements till all are "home" again in their original positions.

There are variations of this dance, but they are complicated, and seldom attempted out of a dancing academy; indeed, the dance itself is chiefly confined to establishments of that class. Music quick, in two-four time; steps as in quadrilles.

### SIR ROGER DE COVERLEY.

It is customary to conclude the evening with some simple, jovial, spirit-stirring dance, in which all, young and old, slim and obese, may take a part. Any *contre danse* (country dance) answers this purpose; but the prime

favourite is Sir Roger de Coverley, which has held its own, in spite of the lapse of time and the mutations of fashion, since the beginning of the last century, at the very least.

The whole company range themselves in two lines down the room, ladies on the left, gentlemen on the right ; partners facing each other. During the first four bars the lines advance and retreat ; during the next four, partners cross to opposite places ; advance and retire as before, and re-cross to places.

Then the lady at the top of her line, and the gentleman at the bottom of his, advance to each other half-way, courtesy and bow, and back to places. This example is followed by the gentleman at the top and the lady at the bottom, who do precisely the same. Next, top lady and bottom gentleman advance again, clasp right hands, swing quickly round, and return to places. The gentleman at top and lady at bottom follow this example also acting in exactly the same manner.

When properly danced, this next takes place: The lady at top advances and gives her right hand to her own partner, who is standing opposite, then immediately quitting him, passes behind the two gentlemen who stand next him, and through into the space between the lines, where she meets her partner, who has meanwhile passed behind the two ladies who were standing next his partner. She gives her left hand to partner on meeting him, and then passes behind the two ladies next lowest; he passing behind the two gentlemen next lowest. They meet again, with the right hand, and so it goes on all down the line, until, at the bottom of it, the lady gives her left hand to her partner, and they promenade back to their places at the top.

As a rule, however, this somewhat tiresome and not very exhilarating performance is omitted, and when it is, the dance proceeds, taking it up from the end of the preceding paragraph, in this way: The top couple advance to each



other and bow, then the lady turns sharply off to the right and the gentleman to the left, and the respective lines follow them to the end of the room (much as in the fifth figure of the Lancers). On reaching bottom of figure, top couple join hands and raise their arms, forming an arch, under which all the rest of the couples pass back to their own places, except the top couple, who remain where they are at the bottom. The second top couple (now become *the* top couple) now repeat these movements from the very beginning,—lady at top of her line and gentleman at bottom of his advance, and so on, until the original top couple have worked their way back to their places at the top of the line, when the dance is finished, or may be all done over again as often as is found agreeable.

### THE TRIUMPH COUNTRY DANCE.

First lady and second gentleman lead down the room, the first gentleman following; the

three return, the two gentlemen leading the lady ; the first couple lead down the room and return ; the two couples *poussette*.

## Cotillions.

---

**I**N great country houses, Cotillions have taken their place as both popular and pleasing. There are innumerable figures of these dances. We give a few of the prettiest as an addition to Christmas festivities.

### NO. I.—THE LOOKING-GLASS.

A lady is seated in a chair, holding a small hand-glass. The gentlemen of the party ap-

proach one by one, and look over her shoulder on the glass. She passes her handkerchief, as if wiping out every reflection, till she sees the face of the gentleman with whom she chooses to dance. When the reflection is not wiped out, the gentleman advances, gives her his hand, and they waltz for a short time together. In the meantime another lady takes her glass and seat, and the same performance is repeated till several couples are waltzing.

## No. 2.—THE RIBBON COTILLION.

Two hoops are fastened on the top of two sticks; from the hoops flow long strings of differently-coloured ribbon. The hoops are carried round the room by two gentlemen—one going to the gentlemen, the other to the ladies. Each dancer selects a ribbon. When all have chosen, those which have selected the same colour dance together, and a waltz follows.

## No. 3.—THE SCREEN.

A curtain is hung across the room. The ladies stand concealed by it, but holding the tips of their fingers above it. The gentlemen advance and touch the fingers they prefer; holding them, the curtain is removed, and the partners thus selected blindfold dance a good waltz together.

## No. 4.—THE HOOP.

A very amusing cotillion. A large hoop, covered with silver-paper—such as acrobats jump through at a circus—is held up by two gentlemen. A lady stands at some little distance behind it. The gentlemen polka towards it. The first who can spring through the hoop dances with the lady behind it. She must not stand too near the hoop.

## No. 5.—THE CUSHION.

A lady sits alone holding a cushion. A gentleman approaches—bows to her. If she chooses to dance with him, she throws the cushion at her feet. He kneels, she raises him, and they dance together. Generally several gentlemen have bowed before one is selected.

## No. 6.—THE FLOWERS.

A gentleman goes round and names the ladies as flowers—as a rose, lily, &c. : this is done in a whisper. He then walks round to the gentlemen, and asks them which flower they will choose to dance with? The flower selected becomes the chooser's partner.

## No. 7.—POLKA COTILLION.

The dancers sit in two rows : ladies on one side, gentlemen on the other. A gentleman

stands at the head of the gentlemen's row—a lady at the head of the ladies'. The gentleman standing dances the Polka up to any lady in the row he chooses ; the lady does the same to any gentleman. Then the two who have been danced up to, follow (dancing also) the one who selected them. She repeats this till all are dancing after each other—on both sides, single file. When the two rows of dancers meet, they unite as partners in the order in which they dance, and continue the Polka. This cotillion is very pretty.

### No. 8.—THE GIFT COTILLION.

This cotillion is danced in a certain lordly mansion in Bucks, where costly gifts thus bestowed close the cotillions.

The ladies sit in a row on one side ; the gentlemen on the other. Two baskets of small gifts (they need not be costly, but paper-

markers, penholders, gloves, pencils, &c., or bouquets) are brought in, and carried round on trays or in a basket. The tray handed to the ladies contains the gifts intended for the gentlemen; that handed to the gentlemen contains the gifts designed for the ladies. Each lady and each gentleman selects a gift. When all are taken, the ladies dance over to the gentlemen and present the gifts as they please—on receipt of which the gentlemen waltz with the givers. Then the gentlemen dance up to the ladies and bestow their gifts. Each lady dances with him who has thus distinguished her.

## French Terms used in Dancing.

---

**I**NSTRUCTIONS in dancing, always bewildering, are often rendered unnecessarily so to the uninitiated by the use of a number of technical terms in French. Some few of these it is necessary to understand the meaning of, but the following will suffice for all practical purposes, and are all we have found it necessary to use in the foregoing directions :

*Balancez.* Set to partners.

„ *aux coins.* Set to corners.

„ *quatre en ligne.* Set four in a line.

(See *La Poule.*)

*Chaine Anglaise.* Top and bottom couples right and left.



*Chaine Anglaise double.* Double right and left.

*Chaine Anglaise demi.* Half right and left.

*Chaine des dames.* Ladies' chain.

„ „ „ *double.* All the ladies commence the chain at the same time.

*Chaine (la grande).* All the couples *chassez* quite round, giving right and left hands alternately—beginning with the right, until all resume places. (See the last figure of the Lancers.)

*Chassez.* Move to right and left, or left to right.

*Chassez croisez.* Lady and gentleman *chassez* in opposite directions.

*Chevalier seul.* Gentleman advances alone.

*Demi-promenade.* All the couples half promenade.

*Dos-à-dos.* Back to back.

*Glissade.* A sliding step.

*Le grand rond.* All join hands, and advance and retire twice.

*Le grand tour de rond.* Join hands and dance round figure.

*Le grand promenade.* All promenade round figure and back to places.

*Le moulinet.* Hands across. *Demi-moulinet.* Ladies advance to centre, give right hands and retire.

*Traversez.* Opposite persons change places; *retraversez*, they cross back again.

*Vis-à-vis.* Face to face, or the opposite partner.





# INDEX.

	<i>Page</i>
Accessories of the toilet.....	20
Arrangements for a ball.....	8
Balls, how to commence them.....	21
" public and private .....	8
" public, different kinds of .....	8
Ball-room, choice of .....	12
" dances .....	32
" duty of master of house in .....	22
" etiquette of the .....	21
" first duty of guests in .....	22
" floor .....	12
" guest announced on entering.....	22
" how to enter the.....	22
" how to leave the.....	30
" introductions .....	26
" lady of house in.....	22
" shape and style of the .....	12
Boots .....	20
Bowing, formal, not necessary .....	28
Caledonians, the.....	55
" figures of.....	55, 56
Cellarius or Mazurka Valse.....	71
Cloak-room for ladies.....	15
Cotillions .....	83
Dance, form of asking lady to.....	26
" how to decline to .....	27
" those who do not or will not .....	27
Dances, programme of .....	25
" round.....	28
" to be arranged beforehand .....	23
Dancing by the married and engaged .....	29

	<i>Page</i>
Dancing, French terms in .....	89
" too much .....	34
Danish Waltz .....	68
Double lancers .....	49
" quadrille .....	41
Dress, gentlemen's .....	20
Engagements not to be forgotten .....	29
Etiquette, what it comprises .....	7
Figures, knowledge of, necessary .....	34
First set .....	36
Floor of ball-room .....	12
" to cover carpet in .....	12
Flowers, English and French fashion in .....	19
French terms in dancing .....	89
Galop, the .....	72
Gentlemen's dress .....	20, 21
Gloves .....	21
Guests, announcing and receiving .....	22
Hat, the .....	21
Hat-room for gentlemen .....	16
Iceing, mode as to .....	15
Introductions .....	30
Invitations, by whom given .....	10
" form of .....	11
" good rule as to .....	10
" manner of accepting .....	11
" number of .....	10
" stationery for .....	10
" verbal, in bad taste .....	11
" when to be sent out .....	10
Jewellery .....	18
" excess in .....	21
Ladies, how attended .....	11
" toilettes of .....	17
Lancers, the .....	43
" figures of .....	44
" of sixteen .....	49
Mazurka or Cellarius Valse .....	71
" quadrilles .....	53
Mourning .....	19
Music, what to provide .....	12
Musicians, place of .....	13
Partners .....	26
Perfumes .....	21
Polka, the .....	63
" how to vary the .....	64

# INDEX.

95

	Page
Polka, vulgarisms in dancing the .....	63
„ Mazurka .....	67
Prince Imperial, the .....	57
Private balls, accepting invitations to .....	11
„ calls after .....	31
„ forms of invitation to .....	1
„ married ladies, how attended at .....	11
„ single ditto ditto .....	11
„ music at .....	12
„ proportion of ladies to gentlemen at .....	10
„ rule as to giving .....	9
„ when to issue invitations for .....	10
Programmes .....	23
„ on fans .....	23
„ the royal .....	25
Public balls, different kinds of .....	8
„ etiquette of .....	21
„ forming parties for .....	9
„ modes of admission to .....	9
„ stewards at, their duties .....	9
Quadrilles, Caledonians, the .....	55
„ Double .....	41
„ First Set .....	36
„ how danced .....	37
„ Lancers, the .....	43
„ Prince Imperial, the .....	57
„ suitable for all .....	32
„ to commence .....	35
„ top of .....	35
„ time of music for .....	35
„ vis-à-vis in .....	35
„ walked through .....	34
Redowa .....	66
Refreshments .....	14
„ apartment for .....	14
„ not to be accepted from strangers by ladies... ..	28
„ to be offered to ladies .....	28
„ to be served on the same floor .....	14
„ what to consist of .....	14
Right arm to be given to a lady .....	27
Schottische, the .....	69
„ as a round dance .....	70
„ described .....	69
Silk dresses .....	18
Sir Roger de Coverley .....	79
Spanish Dance, the .....	73

	<i>Page</i>
Stewards, duties of .....	25
" to distinguish the .....	26
Supper .....	14
" hot soups at .....	14
" necessary features in .....	14
" no carving at .....	14
" sent in, or home provided .....	14
" separate room for .....	15
" what to be iced .....	15
" when to be ready .....	15
" wines .....	15
Supper-room .....	14
" conducting ladies to .....	29
" gentlemen in .....	29
" when to be thrown open .....	15
Tempête, La .....	76
" how to dance .....	77
Terms, French, used in dancing .....	89
Tickets in hat-room .....	16
Toilet, accessories of the .....	20
" laws in respect of .....	17
" of elderly ladies .....	17
" of the married and single .....	18
" prevailing colours in the .....	18
" regulated by age and fashion .....	19
" to be light and gay .....	17
Triumph .....	82
Valse à Deux Temps .....	60
" described .....	61
Valse à Trois Temps .....	58
" described .....	59
" time of .....	58
Valse, Cellarius or Mazurka .....	71
" New .....	72
Varsoviana, the .....	61
" described .....	62
Waltz Quadrilles .....	52
Wines at supper .....	15
" rule as to drinking .....	15

THE END









