

THE TWO-TWO

BY
ARTHUR N. GREEN

DANCE
CREATED

BY THE

AMERICAN
NATIONAL
ASSOCIATION
MASTERS
OF
DANCING
AT
CONVENTION

1916

BLACKSTONE
CHICAGO

6

JEROME H. REMICK & CO.
New York Detroit

STARNER



The American National Association Masters of Dancing

T. McDOUGALL, PRESIDENT
GEORGE F. WALTERS, SECRETARY
E. A. PRINZ, TREASURER

ORGANIZED, JUNE, 1883
INCORPORATED 1914

PRESIDENT'S OFFICE
4616 FORBES STREET

PITTSBURGH, PA. September 2nd, 1916

Jerome H. Remick & Co.,

Detroit, Michigan.

Gentlemen:-

The American National Association Masters of Dancing in Convention at The Blackstone, Chicago, Ill., officially recognizes the composition of Arthur N. Green as the original and official music for the "Two-Two" dance, created by the above Association.

Yours very truly,

Thomas McDougall
President.


George F. Walters
Secretary.



American National Association Masters of Dancing ITS LATEST CREATION

The Two-Two

Read from Bottom Up
END 1ST PHRASE



BEGIN 1ST PHRASE

A composite dance by the American National Association Masters of Dancing in two-two time. Description for the gentleman; counterpart for the lady. The dance consists of three primary steps. The first of which is a slow step forward on the left foot on a half note, and two steps, one on the right and one on the left foot to two quarter notes, one measure. This first measure is repeated in like manner twice more, alternating the feet and the pattern of the music shall also be the same as the first measure. The fourth measure of the music shall be two half notes with two walking steps on left and right foot, which gives you the second movement of the dance; to wit: 2 walking steps, 2 half notes or 1 measure. The 3rd step shall be a step forward on the left foot to a half note, and to two quarter notes there shall be a step diagonally forward on the right foot and a closing of the left foot to meet the right foot, one measure.

FIRST STEP—The left foot forward slow, hold, and count one.
The right foot forward fast and count two.
The left foot forward fast, counting "and."
SECOND STEP—The right foot forward slow, hold, and count one.
The left foot forward fast and count two.
The right foot forward fast, counting "and."
THIRD STEP—The left foot forward slow, hold, and count one.
The right foot forward fast and count two.
The left foot forward fast, counting "and."
FOURTH STEP—The right foot forward slow, hold, and count one.
The left foot forward slow, hold, and count two.
First Phrase Completed.

FIRST STEP—The right foot forward slow, hold, and count one.
The left foot forward fast and count two.
The right foot forward fast, counting "and."
SECOND STEP—The left foot forward slow, hold, and count one.
The right foot forward fast and count two.
The left foot forward fast, counting "and."
THIRD STEP—The right foot forward slow, hold, and count one.
The left foot forward fast and count two.
The right foot forward fast, counting "and."
FOURTH STEP—The left foot forward slow, hold and count one.
The right foot to the side, fast, and count two.
Close the left foot to meet the right in a glide and count "and."
Second Phrase Completed.

The Committee herewith submits several combinations for teaching purposes and these combinations may be added to indefinitely at the discretion of the individual teacher so that his own personality may be expressed.

First Teaching Combination: Description for the gentleman, Lady counterpart. Walk forward on the left foot, count 1 and 1 meas.
Walk forward on the right and left foot, count 2 and 2 meas.
Repeat twice more alternating the feet 2 meas.
Walk forward on the right foot, count 1 1 meas.
Walk forward on the left foot, count 2 1 meas.

Repeat the preceding 4 measures and during the repetition make one complete turn to the right, commencing the turn on a diagonal line forward for the first measure 1 meas.
On a line backward for the next measure 1 meas.
And on a diagonal line forward for the next measure 1 meas.
To finish the turn, finishing the phrase as before with two walking steps on the 4th measure 1 meas.

Repeat ad libitum.

Second Teaching Combination: Repeat the steps of the preceding 4 measures and make 1 complete turn to the left, turning on a diagonal line forward toward the center of the room. 1st measure 1 meas.
On a diagonal line backward for the 2nd measure 1 meas.
And a diagonal line forward for the 3rd measure 1 meas.
Finishing as before with 2 walking steps with the right and left foot on the 4th measure 1 meas.

Repeat the preceding 4 measures in line of direction without turning. 4 meas.


Third Teaching Combination: Step on the left foot forward, count 1 and 1 meas.
Step on the right and left foot forward, count 2 and 1 meas.
Step on the right foot forward, count 1 and 1 meas.
Step on the left at the side and close the right to meet it, count 2 and 1 meas.
Step on left foot forward, count 1 and 1 meas.
Step on right and left foot, count 2 and 1 meas.
Walk two slow steps on right foot, count 1, and on left foot, 2 1 meas.

Repeat preceding 4 measures commencing with right foot 4 meas.

Repeat preceding 4 measures and make one complete right turn, turning 1/2 around on the 2nd measure and completing the turn on the 3d and 4th measure 4 meas.
Repeat preceding 4 measures commencing on the right foot and make one complete turn to left, in like manner as before 4 meas.

Fourth Teaching Combination: Description for the gentleman, Lady counterpart. Step forward on left foot and turn quarter to the left, count 1 and 1 meas.
Complete a half turn by stepping on the right foot at the side and closing the left foot beneath it, count 2 and 1 meas.
Complete the turn by stepping backward on the right foot, count 1 and 1 meas.
Step backward on the left and right, count 2 and 1 meas.
In line of direction, forward on the left, count 1 and 1 meas.
To the side on the right and close the left, count 2 and 1 meas.
Step forward on the right foot in line of direction, count 1 1 meas.
Forward on the left foot, count 2 4 meas.
Repeat the preceding 4 measures turning once around to the left 4 meas.

Read from Bottom Up
END 2ND PHRASE



2ND PHRASE

THE TWO-TWO

DANCE

3

By ARTHUR N. GREEN

PIANO

p Tom Tom Effect (Drums)

p

1 2

288-3

Copyright MCMXVI by JEROME H. REMICK & Co., New York & Detroit
Copyright, Canada, MCMXVI by Jerome H. Remick & Co.

Propiedad para la Republica Mexicana de Jerome H. Remick & Co., New York y Detroit. Depositada conforme a la ley
Performing rights reserved

THE TWO-TWO

DANCE

3

By ARTHUR N. GREEN

PIANO

p Tom Tom Effect (Drums)

p


1 2

288-3

Copyright MCMXVI by JEROME H. REMICK & Co., New York & Detroit
Copyright, Canada, MCMXVI by Jerome H. Remick & Co.
Propiedad para la Republica Mexicana de Jerome H. Remick & Co., New York y Detroit. Depositada conforme a la ley
Performing rights reserved

4





Ask Your Dealer for **JEROME H. REMICK & CO'S.** Latest Publications

THE STAR DANCE FOLIO No. 17A FOR PIANO SOLO

FOX TROTS

And They Called It Dixieland
An Old Fashioned Garden in Virginia
Bo-Peep
Chin-Chin, Open Your Heart and Let Me In
Come Back to Arizona
In Honeysuckle Time
I'm Looking for a Girl Like Mother
Izzy Get Busy
Kangaroo Hop
Murray Walk, The
Sail On to Ceylon
They Didn't Believe Me
There's a Little Bit of Irish in Sadie Cohen
What are You Going to do Tomorrow Evening?
You'll Always Be the Same Sweet Baby
You're Like a Beautiful Song

50c.

per

copy

Post-
paid

ONE-STEPS and RAGS

Everybody Likes to Dance
In the Valley of the Nile
I Want You Georgia
My Dreamy China Lady
Nay, Nay Pauline
No One But Your Dear Old Dad
Red Raven Rag
She's Good Enough to be your Baby's Mother
Susquehanna Sue
That Midnight Frolic of Mine
You'll Find a Little Bit of Ireland Everywhere

WALTZES

I Learn'd to Love You in Dreamland
Loue Comes A-Stealing
Souvenir Waltzes
Tinkle Bell

Write for Illustrated
Catalogue

JEROME H. REMICK & CO.
MUSIC PUBLISHERS
DETROIT NEW YORK

Always
Good